

CUTTING TOOLS FOR

THREADING



E

E - THREADING

E - 938 | Thread milling

E - 938 | Inserts

E - 948 | Toolholders

E - 953 | Technical data



E - 954 | Thread turning
E - 958 | Inserts overview
E - 960 | Partial profile inserts
E - 964 | Full profile inserts

E - 1004 | Tangential profile inserts
E - 1006 | External & Internal Toolholders
E - 1018 | Spare Parts
E - 1020 | Technical Data

THREAD MILLING

INSERTS



Thread milling inserts offer versatility by producing both internal and external threads without the need for tool changes. Featuring various thread profile types, inserts enable the production of diverse thread types and pitches simply by replacing them with another insert. This flexibility streamlines the machining process, enhancing productivity and precision in thread milling operations.

As pastilhas para fresagem de roscas oferecem versatilidade ao produzir roscas internas e externas sem a necessidade de trocar de ferramenta. Com diversos tipos de perfil de rosca, as pastilhas permitem a produção de diferentes passos de rosca, substituindo-as por outra pastilha. Essa flexibilidade otimiza o processo de maquinação, aumentando a produtividade e a precisão nas operações de roscagem.

Las plaquitas de fresado de roscas ofrecen versatilidad al producir roscas internas y externas sin necesidad de cambio de herramienta. Con diferentes tipos de perfil de rosca, las plaquitas permiten realizar diferentes pasos de rosca, sustituyéndolos por otro inserto. Esta flexibilidad optimiza el proceso de mecanizado, aumentando la productividad y la precisión en las operaciones de roscado.

INSERTS > page 940

- > Internal and external threads


Roscas internas e externas | Hilos internos y externos

- > Full profile: ISO, UN, WHIT, BSPT, NPT, NPTF, ABUT, ACME and others

Perfil completo: ISO, ONU, WHIT, BSPT, NPT, NPTF, ABUT, ACME e outros | Perfil completo: ISO, ONU, WHIT, BSPT, NPT, NPTF, ABUT, ACME e outros

- > Multiple sizes and thread pitches

Multiplos tamanhos e passos de rosca | Múltiples tamaños y pasos de rosca

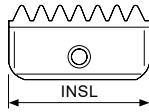


THREAD MILLING INSERTS CODE KEY

Codificação ISO para pastilhas de fresagem de rosca | Codificación ISO para plaquitas de fresado de rosca



1 - Insert Size



12
14
21
30
40

2 - Insert Hand Type

E	External
I	Internal
I/E	Internal + External

3 - Pitch

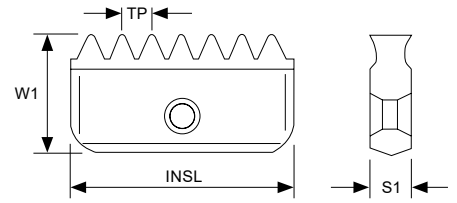
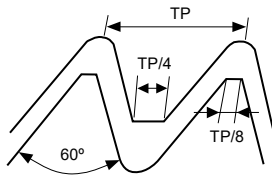
Example: 20 = 20.00

4 - Profile Type

Symbol	Profile Type	Symbol	Profile Type	Symbol	Profile Type
ISO	ISO METRIC	NPT	NPT	ACME	AMERICAN ACME
UN	AMERICAN UN	NPTF	NPTF	PG	PG
W	WITHWORTH	NPS	NPS	UNJ	UNJ
BSPT	BSPT	NPSF	NPSF	ABUT	AMERICAN BUTTRESS

5 - Grades

PH7920



INSL	S1	W1
12	2,9	6,5
14	3,1	7,9
21	4,7	12,6
30	5,5	16,7
40	6,3	20,9

External

P (Pitch)	Dimensions Dimensões Dimensiones (mm)									Stock grade code ⁽²⁾ (G4) PH7920
	14		21		30		40		(G4) PH7920	
	Geometry code ⁽¹⁾	Ref.	Geometry code ⁽¹⁾	Ref.	Geometry code ⁽¹⁾	Ref.	Geometry code ⁽¹⁾	Ref.		
0.75 EXT	2123972	14 E 0.75 ISO								☉
0.80 EXT	2124202	14 E 0.80 ISO								☉
1.00 EXT	2123973	14 E 1.00 ISO	2123987	21 E 1.00 ISO						☉
1.25 EXT	2123974	14 E 1.25 ISO								☉
1.50 EXT	2123975	14 E 1.50 ISO	2123988	21 E 1.50 ISO	2123999	30 E 1.50 ISO	2124012	40 E 1.50 ISO		☉
1.75 EXT	2123976	14 E 1.75 ISO								☉
2.00 EXT	2123977	14 E 2.00 ISO	2123989	21 E 2.00 ISO	2124000	30 E 2.00 ISO	2124013	40 E 2.00 ISO		☉
2.50 EXT	2123978	14 E 2.50 ISO	2123990	21 E 2.50 ISO						☉
3.00 EXT			2123991	21 E 3.00 ISO	2124001	30 E 3.00 ISO	2124014	40 E 3.00 ISO		☉
3.50 EXT					2124002	30 E 3.50 ISO				☉
4.00 EXT					2124003	30 E 4.00 ISO	2124015	40 E 4.00 ISO		☉
5.00 EXT							2124016	40 E 5.00 ISO		☉
6.00 EXT							2124017	40 E 6.00 ISO		☉

☉ Stock item | Produto de stock | Itens de stock

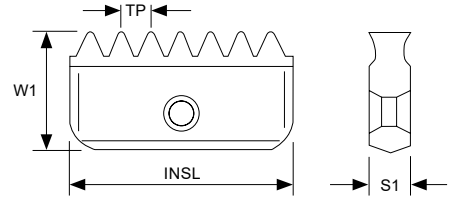
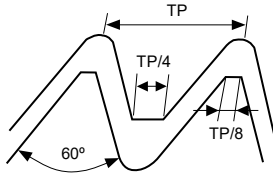
Insert order code = (1) Geometry Code + (2) Grade Code

Internal

P (Pitch)	Dimensions Dimensões Dimensiones (mm)										Stock grade code ⁽²⁾ (G4) PH7920	
	12		14		21		30		40			(G4) PH7920
	Geometry code ⁽¹⁾	Ref.	Geometry code ⁽¹⁾	Ref.	Geometry code ⁽¹⁾	Ref.	Geometry code ⁽¹⁾	Ref.	Geometry code ⁽¹⁾	Ref.		
0.50 INT	2123967	12 0.50 ISO	2123979	14 0.50 ISO							☉	
0.75 INT	2123968	12 0.75 ISO	2123980	14 0.75 ISO							☉	
1.00 INT	2123969	12 1.00 ISO	2123981	14 1.00 ISO	2123992	21 1.00 ISO					☉	
1.25 INT	2123970	12 1.25 ISO	2123982	14 1.25 ISO							☉	
1.50 INT	2123971	12 1.50 ISO	2123983	14 1.50 ISO	2123993	21 1.50 ISO	2124004	30 1.50 ISO	2124018	40 1.50 ISO	☉	
1.75 INT			2123984	14 1.75 ISO	2123994	21 1.75 ISO					☉	
2.00 INT			2123985	14 2.00 ISO	2123995	21 2.00 ISO	2124005	30 2.00 ISO	2124019	40 2.00 ISO	☉	
2.50 INT			2123986	14 2.50 ISO	2123996	21 2.50 ISO					☉	
3.00 INT					2123997	21 3.00 ISO	2124006	30 3.00 ISO	2124020	40 3.00 ISO	☉	
3.50 INT					2123998	21 3.50 ISO	2124007	30 3.50 ISO	2124021	40 3.50 ISO	☉	
4.00 INT							2124008	30 4.00 ISO	2124022	40 4.00 ISO	☉	
4.50 INT							2124009	30 4.50 ISO	2124023	40 4.50 ISO	☉	
5.00 INT							2124010	30 5.00 ISO	2124024	40 5.00 ISO	☉	
5.50 INT									2124025	40 5.50 ISO	☉	
6.00 INT									2124026	40 6.00 ISO	☉	

☉ Stock item | Produto de stock | Itens de stock

Insert order code = (1) Geometry Code + (2) Grade Code



INSL	S1	W1
12	2,9	6,5
14	3,1	7,9
21	4,7	12,6
30	5,5	16,7
40	6,3	20,9

External

P (Pitch)	Dimensions Dimensões Dimensiones (mm)									Stock grade code ⁽²⁾
	14		21		30		40		(G4) PH7920	
	Geometry code ⁽¹⁾	Ref.	Geometry code ⁽¹⁾	Ref.	Geometry code ⁽¹⁾	Ref.	Geometry code ⁽¹⁾	Ref.		
32.00 EXT	2124033	14 E 32 UN								⊗
28.00 EXT	2124034	14 E 28 UN								⊗
24.00 EXT	2124035	14 E 24 UN	2124055	21 E 24 UN						⊗
20.00 EXT	2124036	14 E 20 UN	2124056	21 E 20 UN	2124072	30 E 20 UN				⊗
18.00 EXT	2124037	14 E 18 UN	2124057	21 E 18 UN	2124073	30 E 18 UN				⊗
16.00 EXT	2124038	14 E 16 UN	2124058	21 E 16 UN	2124074	30 E 16 UN	2124089	40 E 16 UN		⊗
14.00 EXT	2124039	14 E 14 UN	2124059	21 E 14 UN	2124075	30 E 14 UN	2124090	40 E 14 UN		⊗
13.00 EXT	2124203	14 E 13 UN								⊗
12.00 EXT	2124040	14 E 12 UN	2124060	21 E 12 UN	2124076	30 E 12 UN	2124091	40 E 12 UN		⊗
11.00 EXT	2124041	14 E 11 UN								⊗
10.00 EXT			2124062	21 E 10 UN	2124077	30 E 10 UN	2124092	40 E 10 UN		⊗
8.00 EXT					2124078	30 E 8.0 UN	2124093	40 E 8.0 UN		⊗
6.00 EXT					2124079	30 E 6.0 UN	2124094	40 E 6.0 UN		⊗

⊗ Stock item | Produto de stock | Itens de stock

⊗ Stock available until sold out | Stock disponível até acabar o stock
Stock disponible hasta acabar el stock

Insert order code = (1) Geometry Code + (2) Grade Code

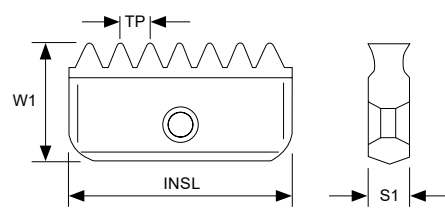
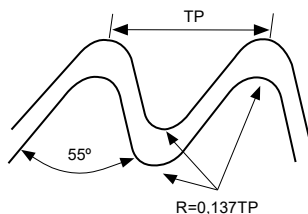
Internal

P (Pitch)	Dimensions Dimensões Dimensiones (mm)										Stock grade code ⁽²⁾	
	12		14		21		30		40			(G4) PH7920
	Geometry code ⁽¹⁾	Ref.	Geometry code ⁽¹⁾	Ref.	Geometry code ⁽¹⁾	Ref.	Geometry code ⁽¹⁾	Ref.	Geometry code ⁽¹⁾	Ref.		
32.00 INT	2124027	12 32 UN	2124043	14 32 UN							⊗	
28.00 INT	2124028	12 28 UN	2124044	14 28 UN							⊗	
27.00 INT			2124045	14 27 UN							⊗	
24.00 INT	2124029	12 24 UN	2124046	14 24 UN	2124063	21 24 UN					⊗	
20.00 INT	2124030	12 20 UN	2124047	14 20 UN	2124064	21 20 UN	2124080	30 20 UN			⊗	
18.00 INT	2124031	12 18 UN	2124048	14 18 UN	2124065	21 18 UN	2124081	30 18 UN			⊗	
16.00 INT	2124032	12 16 UN	2124049	14 16 UN	2124066	21 16 UN	2124082	30 16 UN	2124095	40 16 UN	⊗	
14.00 INT			2124050	14 14 UN	2124067	21 14 UN	2124083	30 14 UN	2124096	40 14 UN	⊗	
12.00 INT			2124051	14 12 UN	2124068	21 12 UN	2124084	30 12 UN	2124097	40 12 UN	⊗	
10.00 INT			2124053	14 10 UN	2124069	21 10 UN	2124085	30 10 UN	2124098	40 10 UN	⊗	
9.00 INT			2124054	14 9.0 UN							⊗	
8.00 INT					2124070	21 8.0 UN	2124086	30 8.0 UN	2124099	40 8.0 UN	⊗	
7.00 INT					2124071	21 7.0 UN					⊗	
6.00 INT							2124087	30 6.0 UN	2124100	40 6.0 UN	⊗	
5.00 INT							2124088	30 5.0 UN			⊗	
4.50 INT									2124101	40 4.5 UN	⊗	
4.00 EXT									2124102	40 4.0 UN	⊗	

⊗ Stock item | Produto de stock | Itens de stock

⊗ Stock available until sold out | Stock disponível até acabar o stock
Stock disponible hasta acabar el stock

Insert order code = (1) Geometry Code + (2) Grade Code



INSL	S1	W1
12	2,9	6,5
14	3,1	7,9
21	4,7	12,6
30	5,5	16,7
40	6,3	20,9

Same insert for external and internal thread | Mesma pastilha para rosca externa e interna | Misma plaquita para roscado externo e interno

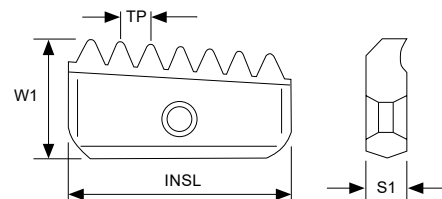
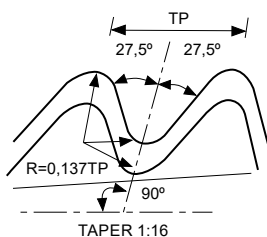
P (Pitch)	Dimensions Dimensões Dimensiones (mm)										Stock grade code ⁽²⁾ (G4) PH7920
	12		14		21		30		40		
	Geometry code ⁽¹⁾	Ref.	Geometry code ⁽¹⁾	Ref.	Geometry code ⁽¹⁾	Ref.	Geometry code ⁽¹⁾	Ref.	Geometry code ⁽¹⁾	Ref.	
24.00			2124104	14 I/E 24 W							☉
20.00			2124105	14 I/E 20 W	2124110	21 I/E 20 W					☉
19.00	2124103	12 I/E 19 W*	2124106	14 I/E 19 W	2124111	21 I/E 19 W					☉
16.00			2124107	14 I/E 16 W	2124112	21 I/E 16 W	2124115	30 I/E 16 W			☉
14.00			2124108	14 I/E 14 W	2124113	21 I/E 14 W	2124116	30 I/E 14 W			☉
11.00			2124109	14 I/E 11 W	2124114	21 I/E 11 W	2124117	30 I/E 11 W	2124118	40 I/E 11 W	☉
8.00									2124119	40 I/E 8 W	☉

*One cutting edge | Uma aresta de corte | Un filo de corte

☉ Stock item | Produto de stock | Itens de stock

Insert order code = (1) Geometry Code + (2) Grade Code

BSPT One cutting edge | Uma aresta de corte | Un filo de corte



INSL	S1	W1
12	2,9	6,5
14	3,1	7,9
21	4,7	12,6
30	5,5	16,7
40	6,3	20,9

Conical pipe thread milling inserts are one sided and may be used for both external and internal threading | As pastilhas de rosca para tubos cônicos têm uma face e podem ser usadas para rosca externa e interna | Las plaquitas de roscado para tubos cônicos tienen una cara y pueden ser usadas para roscado externo e interno.

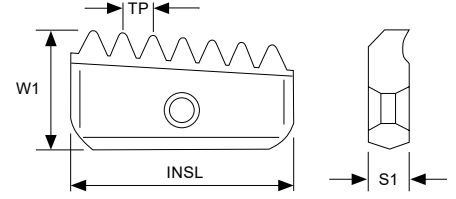
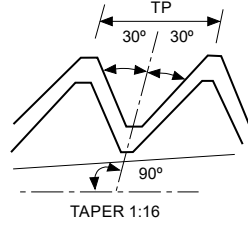
P (Pitch)	Dimensions Dimensões Dimensiones (mm)										Stock grade code ⁽²⁾ (G4) PH7920
	12		14		21		30		40		
	Geometry code ⁽¹⁾	Ref.	Geometry code ⁽¹⁾	Ref.	Geometry code ⁽¹⁾	Ref.	Geometry code ⁽¹⁾	Ref.	Geometry code ⁽¹⁾	Ref.	
19.00	2124120	12 I/E 19 BSPT	2124121	14 I/E 19 BSPT							☉
14.00			2124122	14 I/E 14 BSPT	2124123	21 I/E 14 BSPT					☉
11.00					2124124	21 I/E 11 BSPT	2124125	30 I/E 11 BSPT	2124126	40 I/E 11 BSPT	☉

☉ Stock item | Produto de stock | Itens de stock

Insert order code = (1) Geometry Code + (2) Grade Code

NPT

One cutting edge | Uma aresta de corte | Un filo de corte



INSL	S1	W1
12	2,9	6,5
14	3,1	7,9
21	4,7	12,6
30	5,5	16,7
40	6,3	20,9

Conical pipe thread milling inserts are one sided and may be used for both external and internal threading | As pastilhas de roscagem para tubos cônicos têm uma face e podem ser usadas para roscagem externa e interna | Las plaquitas de roscado para tubos cônicos tienen una cara y pueden ser usadas para roscado externo e interno.

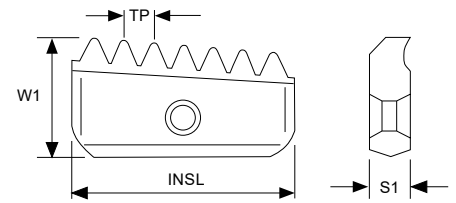
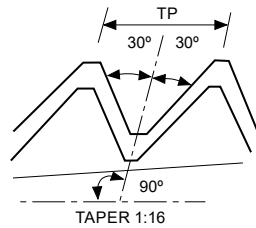
P (Pitch)	Dimensions Dimensões Dimensiones (mm)										Stock grade code ⁽²⁾
	12		14		21		30		40		
	Geometry code ⁽¹⁾	Ref.	Geometry code ⁽¹⁾	Ref.	Geometry code ⁽¹⁾	Ref.	Geometry code ⁽¹⁾	Ref.	Geometry code ⁽¹⁾	Ref.	(G4) PH7920
18.00	2124127	12 I/E 18 NPT	2124128	14 I/E 18 NPT							⊗
14.00			2124129	14 I/E 14 NPT	2124130	21 I/E 14 NPT					⊗
11.50					2124131	21 I/E 11.5 NPT	2124132	30 I/E 11.5 NPT	2124134	40 I/E 11.5 NPT	⊗
8.00							2124133	30 I/E 8 NPT	2124135	40 I/E 8 NPT	⊗

⊗ Stock item | Produto de stock | Itens de stock

Insert order code = (1) Geometry Code + (2) Grade Code

NPTF

One cutting edge | Uma aresta de corte | Un filo de corte



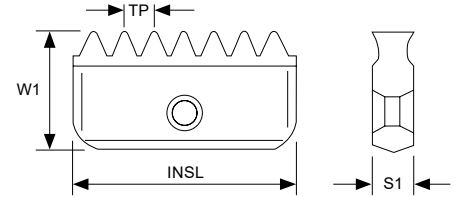
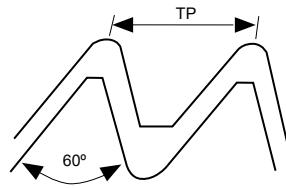
INSL	S1	W1
12	2,9	6,5
14	3,1	7,9
21	4,7	12,6
30	5,5	16,7
40	6,3	20,9

Conical pipe thread turning inserts are one sided and may be used for both external and internal threading | As pastilhas de roscagem para tubos cônicos têm uma face e podem ser usadas para roscagem externa e interna | Las plaquitas de roscado para tubos cônicos tienen una cara y pueden ser usadas para roscado externo e interno.

P (Pitch)	Dimensions Dimensões Dimensiones (mm)										Stock grade code ⁽²⁾
	12		14		21		30		40		
	Geometry code ⁽¹⁾	Ref.	Geometry code ⁽¹⁾	Ref.	Geometry code ⁽¹⁾	Ref.	Geometry code ⁽¹⁾	Ref.	Geometry code ⁽¹⁾	Ref.	(G4) PH7920
18.00	2124136	12 I/E 18 NPTF	2124137	14 I/E 18 NPTF							⊗
14.00			2124138	14 I/E 14 NPTF	2124139	21 I/E 14 NPTF					⊗
11.50					2124140	21 I/E 11.5 NPTF	2124141	30 I/E 11.5 NPTF	2124143	40 I/E 11.5 NPTF	⊗
8.00							2124142	30 I/E 8 NPTF	2124144	40 I/E 8 NPTF	⊗

⊗ Stock item | Produto de stock | Itens de stock

Insert order code = (1) Geometry Code + (2) Grade Code



INSL	S1	W1
12	2,9	6,5
14	3,1	7,9
21	4,7	12,6
30	5,5	16,7
40	6,3	20,9

Same insert for external and internal thread | Mesma pastilha para roscagem externa e interna | Misma plaquita para roscado externo e interno

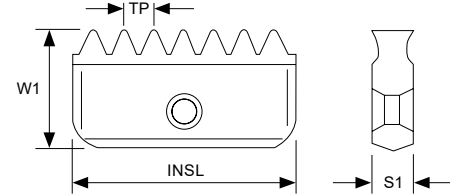
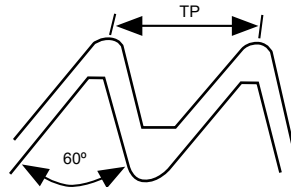
P (Pitch)	Dimensions Dimensões Dimensiones (mm)										Stock grade code ⁽²⁾
	12		14		21		30		40		
	Geometry code ⁽¹⁾	Ref.	Geometry code ⁽¹⁾	Ref.	Geometry code ⁽¹⁾	Ref.	Geometry code ⁽¹⁾	Ref.	Geometry code ⁽¹⁾	Ref.	(G4) PH7920
18.00	2124145	12 I/E 18 NPS*	2124147	14 I/E 18 NPS							☺
14.00			2124148	14 I/E 14 NPS	2124149	21 I/E 14 NPS					☺
11.50					2124150	21 I/E 11.5 NPS	2124151	30 I/E 11.5 NPS	2124153	40 I/E 11.5 NPS	☺
8.00							2124152	30 I/E 8 NPS	2124154	40 I/E 8 NPS	☺

☺ Stock available until sold out. This item will be discontinued. | Stock disponível até acabar o stock. Este artigo será descontinuado.
Stock disponible hasta acabar el stock. Este ítem será descontinuado.

Insert order code = (1) Geometry Code + (2) Grade Code

*One cutting edge | Uma aresta de corte | Un filo de corte

NPSF Two cutting edges | Duas arestas de corte | Dos filos de corte



INSL	S1	W1
12	2,9	6,5
14	3,1	7,9
21	4,7	12,6
30	5,5	16,7
40	6,3	20,9

Same insert for external and internal thread | Mesma pastilha para roscagem externa e interna | Misma plaquita para roscado externo e interno

P (Pitch)	Dimensions Dimensões Dimensiones (mm)										Stock grade code ⁽²⁾
	12		14		21		30		40		
	Geometry code ⁽¹⁾	Ref.	Geometry code ⁽¹⁾	Ref.	Geometry code ⁽¹⁾	Ref.	Geometry code ⁽¹⁾	Ref.	Geometry code ⁽¹⁾	Ref.	(G4) PH7920
18.00	2124155	12 I/E 18 NPSF*	2124156	14 I/E 18 NPSF							☺
14.00			2124157	14 I/E 14 NPSF	2124158	21 I/E 14 NPSF					☺
11.50					2124159	21 I/E 11.5 NPSF	2124160	30 I/E 11.5 NPSF	2124162	40 I/E 11.5 NPSF	☺
8.00							2124161	30 I/E 8 NPSF	2124163	40 I/E 8 NPSF	☺

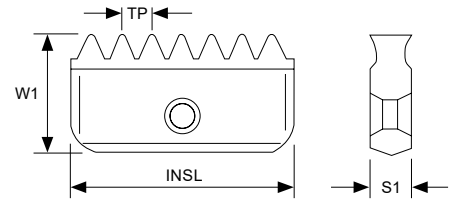
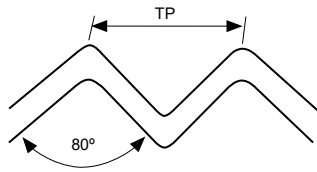
☺ Stock available until sold out. This item will be discontinued. | Stock disponível até acabar o stock. Este artigo será descontinuado.
Stock disponible hasta acabar el stock. Este ítem será descontinuado.

Insert order code = (1) Geometry Code + (2) Grade Code

*One cutting edge | Uma aresta de corte | Un filo de corte

PG DIN 40430

Two cutting edges | Duas arestas de corte | Dos filos de corte



INSL	S1	W1
14	3,1	7,9
21	4,7	12,6
30	5,5	16,7

Same insert for external and internal thread | Mesma pastilha para roscagem externa e interna | Misma plaqueta para roscado externo e interno

P (Pitch)	Dimensions Dimensões Dimensiones (mm)						Stock grade code ⁽²⁾
	14		21		30		
	Geometry code ⁽¹⁾	Ref.	Geometry code ⁽¹⁾	Ref.	Geometry code ⁽¹⁾	Ref.	(G4) PH7920
18.00	2124164	14 I/E 18 PG	2124165	21 I/E 18 PG			⊗
16.00			2124166	21 I/E 16 PG	2124167	30 I/E 16 PG	⊗

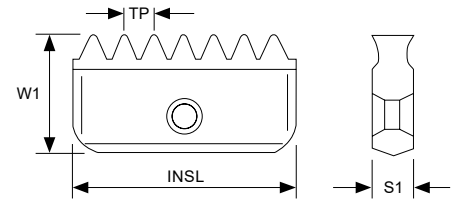
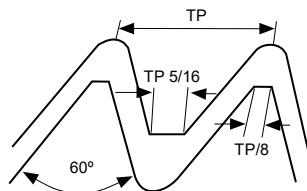
*One cutting edge | Uma aresta de corte | Un filo de corte

⊗ Stock item | Produto de stock | Itens de stock

Insert order code = (1) Geometry Code + (2) Grade Code

UNJ

Two cutting edges | Duas arestas de corte | Dos filos de corte



INSL	S1	W1
14	3,1	7,9
21	4,7	12,6

Same insert for external and internal thread | Mesma pastilha para roscagem externa e interna | Misma plaqueta para roscado externo e interno

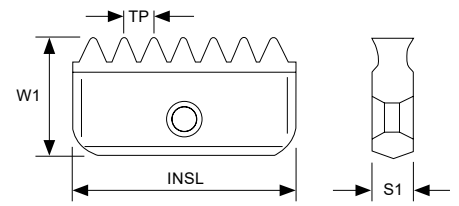
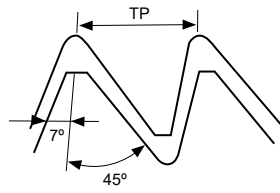
P (Pitch)	Dimensions Dimensões Dimensiones (mm)				Stock grade code ⁽²⁾
	14		21		
	Geometry code ⁽¹⁾	Ref.	Geometry code ⁽¹⁾	Ref.	(G4) PH7920
24.00	2124168	14 E 24 UNJ	2124174	21 E 24 UNJ	⊗
20.00	2124169	14 E 20 UNJ	2124175	21 E 20 UNJ	⊗
18.00	2124170	14 E 18 UNJ			⊗
16.00	2124171	14 E 16 UNJ			⊗
14.00	2124172	14 E 14 UNJ			⊗
12.00	2124173	14 E 12 UNJ	2124179	21 E 12 UNJ	⊗

⊗ Stock item | Produto de stock | Itens de stock

Insert order code = (1) Geometry Code + (2) Grade Code

Note: For internal UNJ threads it is common to use UN inserts as partial profile tool | Para roscagem interna UNJ é comum utilizar pastilhas UN como ferramenta de perfil parcial | Para roscado interno UNJ é usual utilizar plaquetas UN como herramienta de perfilado parcial

AMERICAN BUTTRESS Two cutting edges | Duas arestas de corte | Dos filos de corte



INSL	S1	W1
21	4,7	12,6
30	5,5	16,7

Same insert for external and internal thread | Mesma pastilha para roscagem externa e interna | Misma plaqueta para roscado externo e interno

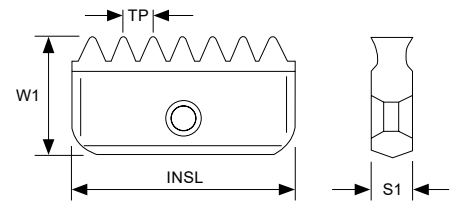
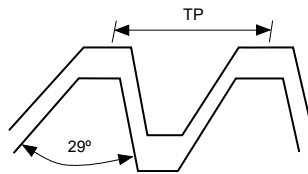
P (Pitch)	Dimensions Dimensões Dimensiones (mm)				Stock grade code ⁽²⁾
	21		30		
	Geometry code ⁽¹⁾	Ref.	Geometry code ⁽¹⁾	Ref.	(G4) PH7920
16.00	2124180	21 I/E 16 ABUT	2124184	30 I/E 16 ABUT	⊗
12.00	2124181	21 I/E 12 ABUT	2124185	30 I/E 12 ABUT	⊗
10.00	2124182	21 I/E 10 ABUT	2124186	30 I/E 10 ABUT	⊗
8.00	2124183	21 I/E 8 ABUT	2124187	30 I/E 8 ABUT	⊗
6.00			2124188	30 I/E 6 ABUT	⊗
4.00			2124189	30 I/E 4 ABUT	⊗

⊗ Stock item | Produto de stock | Itens de stock

Insert order code = (1) Geometry Code + (2) Grade Code

Note: ABUT thread milling inserts are one-sided and it can be used only on Multi-insert toolholders | As pastilhas de roscagem ABUT são de uma face e só podem ser utilizadas nos suportes de múltiplas pastilhas | Las plaquetas de roscado ABUT son de una cara y sólo se pueden utilizar en las herramientas de múltiples plaquetas

ACME Two cutting edges | Duas arestas de corte | Dos filos de corte



INSL	S1	W1
21	4,7	12,6
30	5,5	16,7
40	6,3	20,9

Same insert for external and internal thread | Mesma pastilha para roscagem externa e interna | Misma plaqueta para roscado externo e interno

P (Pitch)	Dimensions Dimensões Dimensiones (mm)						Stock grade code ⁽²⁾
	21		30		40		
	Geometry code ⁽¹⁾	Ref.	Geometry code ⁽¹⁾	Ref.	Geometry code ⁽¹⁾	Ref.	(G4) PH7920
12.00	2124191	21 I 12 ACME					⊗
10.00							⊗
8.00							⊗
6.00			2124197	30 I 6.0 ACME			⊗
4.00							⊗
3.50							⊗
3.00							⊗

⊗ Stock item | Produto de stock | Itens de stock

Insert order code = (1) Geometry Code + (2) Grade Code

THREAD MILLING

TOOLHOLDERS



Thread milling offers a variable range of toolholders suitable for internal, external, medium, and large threads. It is particularly effective for threading large diameter or blind holes. With reduced cutting force requirements and the ability to use a single tool across various hole sizes, thread milling ensures versatility, process security, efficiency, and precise threading.

A fresagem de roscas oferece uma ampla gama de suportes adequados para roscas internas, externas, de tamanho médio e grande. É particularmente eficaz para furos de grande diâmetro ou cegos. Com requisitos reduzidos de força de corte e a capacidade de usar uma única ferramenta em diferentes tamanhos de furo, garante versatilidade, segurança do processo, eficiência e precisão na roscagem.

El fresado de roscas ofrece una amplia gama de soportes adecuados para roscas internas, externas, medianas y grandes. Es particularmente eficaz para agujeros ciegos o de gran diámetro. Con requisitos de fuerza de corte reducidos y la capacidad de utilizar una sola herramienta en diferentes tamaños de orificios, garantiza versatilidad, seguridad del proceso, eficiencia y precisión en el roscado.

SINGLE INSERT > page 950 TOOLHOLDERS

- > From ØDc 9,5mm to 48,0mm
De ØDc 9,5mm a 48,0mm | Desde ØDc 9,5mm hasta 48,0mm
- > Short and long version on weldon shank
Versão curta e longa com haste weldon | Versión corta y larga con mango weldon
- > Long carbide on cylindrical shank
Haste cilíndrica longa em metal duro | Mango cilíndrico largo en metal duro



DOUBLE INSERT > page 952 TOOLHOLDERS

- > From ØDc 20mm to 50mm
De ØDc 20mm a 50mm | Desde ØDc 20mm hasta 50mm
- > Short version on weldon shank
Versão curta com haste weldon | Versión corta con mango weldon



THREAD MILLING TOOLHOLDERS CODE KEY

Codificação ISO para suportes de fresagem de rosca | Codificación ISO para herramientas de fresado de rosca



1 - Mounting type	
A	Arbor
E	Cylindrical
W	Weldon

2 - Toolholder material	
S	Steel
C	Carbide

3 - Clamping	
S	Screw

4 - Operation type	
N	Internal + External
E	External

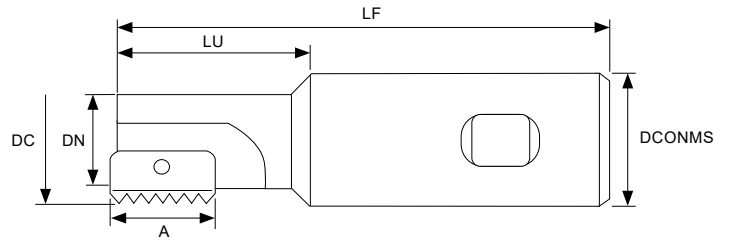
5 - Cutting diameter (ØDC - mm)	
Example: 029 = 29 mm	

6 - Toolholder length (LF - mm)	
Example: 110 = 110 mm	

7 - Insert Pocket Size	
A12	12 mm
A14	14 mm
A21	21 mm
A30	30 mm
A40	40 mm

8 - Number of inserts				
1	2	3	4	5

WSSN-1

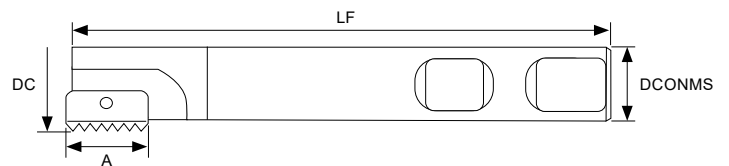


Order Code Código	Reference Referência Referencia	Dimensions Dimensões Dimensiones (mm)						Number of inserts	Stock
		A	DC	DCONMS	DN	LF	LU		
182004400	WSSN 009 085 A12-1	12	9,5	20	7,5	85	14	1	☼
182008000	WSSN 010 085 A12-1	12	9,9	20	7,6	85	16	1	☼
182004500	WSSN 012 075 A14-1	14	12,0	20	8,9	75	20	1	☼
182008100	WSSN 014 085 A14-1	14	14,5	20	11,2	85	25	1	☼
182008200	WSSN 017 085 A14-1	14	17,0	20	13,4	85	30	1	☼
182003500	WSSN 018 085 A21-1*	21	18,0	20	14,4	85	30	1	☼
182003600	WSSN 021 094 A21-1	21	21,0	20	16,5	94	40	1	☼
182008300	WSSN 029 110 A30-1	30	29,0	25	22,4	110	50	1	☼
182019600	WSSN 048 153 A40-1	40	48,0	40	35,0	153	78	1	○

☼ Stock item | Produto de stock | Itens de stock ○ Available under request | Disponível sobre consulta | Disponible bajo consulta

*Can not be used with the following inserts: | Não pode ser usado com as seguintes pastilhas: | No se puede utilizar con las siguientes plaquitas:
 Z1 I 3.5 ISO; Z1 I 8.0 UN; Z1 I 7.0 UN; Z1 I/E 11 BSPT; Z1 I/E 11.5 NPT; Z1 I/E 11.5 NPTF

WSSN-1 Long shank

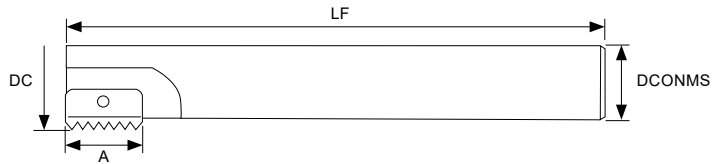


Order Code Código	Reference Referência Referencia	Dimensions Dimensões Dimensiones (mm)				Number of inserts	Stock
		A	DC	DCONMS	LF		
182008600	WSSN 025 125 A21-1	21	25	20	125	1	☼
182008700	WSSN 031 150 A30-1	30	31	25	150	1	☼
182019500	WSSN 038 150 A30-1	30	38	32	150	1	☼
182019700	WSSN 048 210 A40-1	40	48	40	210	1	○

☼ Stock item | Produto de stock | Itens de stock ○ Available under request | Disponível sobre consulta | Disponible bajo consulta

Note: For holders with long overhang reduce the cutting speed by 20-40%, depending on workpiece, material, pitch and overhang | Para suportes com comprimento elevado reduza a velocidade de corte em 20-40%, dependendo da peça a maquinar, do material, do pitch e comprimento | Para herramientas con longitud elevada reduzca la velocidad de corte en 20-40%, dependiendo de la pieza a mecanizar, del material, del pitch y la longitud.

ECSN-1 Long carbide shank



Order Code Código	Reference Referência Referencia	Dimensions Dimensões Dimensiones (mm)				Number of inserts	Stock
		A	DC	DCONMS	LF		
182007400	ECSN 010 125 A12-1*	12	9,9	8	125	1	☼
182007600	ECSN 013 155 A14-1	14	13,2	10	155	1	☼
182007700	ECSN 015 175 A14-1	14	15,2	12	175	1	☼
182007800	ECSN 021 130 A21-1	21	21,0	16	130	1	☼
182007900	ECSN 021 200 A21-1	21	21,0	16	200	1	☼

☼ Stock item | Produto de stock | Itens de stock

○ Available under request | Disponível sobre consulta | Disponible bajo consulta

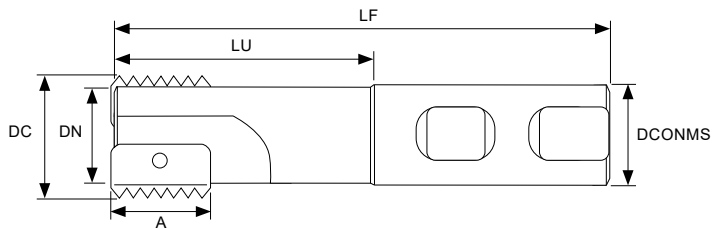
* Without coolant bore | Sem furo de refrigeração | Sin agujero de refrigeración

Note: For holders with long overhang reduce the cutting speed by 20-40%, depending on workpiece, material, pitch and overhang | Para suportes com comprimento elevado reduza a velocidade de corte em 20-40%, dependendo da peça a maquinar, do material, do pitch e comprimento | Para herramientas con longitud elevada reduzca la velocidad de corte en 20-40%, dependiendo de la pieza a mecanizar, del material, del pitch y la longitud.

DOUBLE INSERT TOOLHOLDERS

Suportes de duas pastilhas | Herramientas de dos plaquitas

WSSN-2



Order Code Código	Reference Referência Referencia	Dimensions Dimensões Dimensiones (mm)						Number of inserts	Stock
		A	DC	DCONMS	DN	LF	LU		
182004300	WSSN 020 093 A14-2	14	20	20	16	93	41	2	☼
182008400	WSSN 030 108 A21-2	21	30	25	24	108	52	2	☼
182008500	WSSN 040 130 A30-2	30	40	32	30	130	70	2	☼
182019800	WSSN 050 153 A40-2	40	50	40	38	153	78	2	○

☼ Stock item | Produto de stock | Itens de stock

○ Available under request | Disponível sobre consulta | Disponible bajo consulta

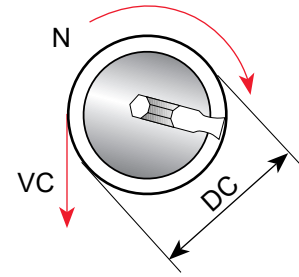
THREAD MILLING TOOLHOLDERS TECHNICAL DATA

Dados técnicos de suportes de fresagem de rosca | Datos técnicos de herramientas de fresado de rosca

Conversion of selected cutting speed to rotational speed is calculated using the following formulas:

Spindle Speed (rev/min)

$$n = \frac{vc \cdot 1000}{\pi \cdot DC} \quad (\text{RPM})$$



Cutting Speed (m/min)

$$vc = \frac{n \cdot \pi \cdot DC}{1000} \quad (\text{m/min})$$

Nomenclature

- DC - Cutter diameter (mm)
- n - Spindle Speed (rev/min)
- VC - Cutting Speed (m/min)

Example for the following values:

VC = 120 m/min

DC = 30 mm

$$n = \frac{VC \times 1000}{\pi \times D} = \frac{120 \times 1000}{3.14 \times 30} = 1274 \text{ RPM}$$

SPEED AND FEED SELECTION Seleção da velocidade e do avanço | Selección de la velocidad e de avance

TiAlN – Sub-Micron Grade with Titanium Aluminium Nitride multi-layer coating (ISO K10-K20). This is a general purpose grade, which can be used with all materials, it should be run at medium to high cutting speeds.

Recommended feed per tooth: 0.05 - 0.15 mm/t

ISO	Material	Cutting Speed VC (m/min) TiAlN
P	Low and Medium Carbon Steels	115 - 280
	High Carbon Steels	130 - 200
	Treated Steels	105 - 180
M	Stainless Steels, Cast Stainless Steels	130 - 190
	Cast Steels	150 - 190
K	Cast Iron	80 - 170
N	Non-Ferrous and Aluminium	180 - 340
	Synthetics, Duroplastics, Thermoplastics	115 - 460
S	Nickel Alloys, Titanium Alloys	25 - 90

THREAD TURNING

INSERTS




Thread turning inserts are indispensable tools in machining, capable of producing various thread types such as metric, imperial, acme, and buttress. They ensure precise threading, vital for diverse industry needs.

As pastilhas para torneamento de roscas são ferramentas indispensáveis na maquinação, capazes de produzir diversos tipos de roscas, tais como métrica, imperial, acme e buttress. Estas garantem um processo de roscagem preciso, vital para as diversas necessidades da indústria.

Los insertos de torneado de roscas son herramientas indispensables en el mecanizado, capaces de producir varios tipos de roscas, como métricas, imperiales, acme y buttress. Garantizan un roscado preciso, vital para diversas necesidades de industria.


PARTIAL PROFILE > page 960

- > 55° and 60°
55° e 60° | 55° y 60°
- > From sizes 06 to 27
De tamanhos 06 até 27 | De tamaños 06 a 27



FULL PROFILE > page 964


- > ISO, UN, WHIT, BSPT, NPT, NPTF, ABUT, ACME, API and others
ISO, UN, WHIT, BSPT, NPT, NPTF, ABUT, ACME, API e outros | ISO, UN, WHIT, BSPT, NPT, NPTF, ABUT, ACME, API y otros
- > From sizes 06 to 27
De tamanhos 06 até 27 | De tamaños 06 a 27



TANGENTIAL PROFILE > page 1004

- > Inserts TNMC and TPMC
Pastilhas TNMC e TPMC | Plaquetas TNMC y TPMC
- > Sizes 16 and 22
Tamanhos 16 e 22 | Tamaños 16 y 22

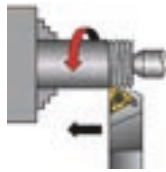




Application:

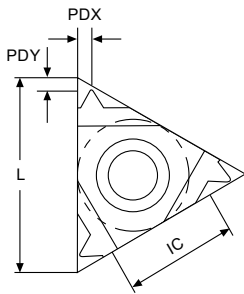
Thread: External Right Hand
ISO Metric M40x2,5
Material: 4140 (25HRc)

1 - Choose the Thread Working Method



Feed direction towards the chuck was chosen. Therefore, an external right hand insert and an external right hand holder will be used.

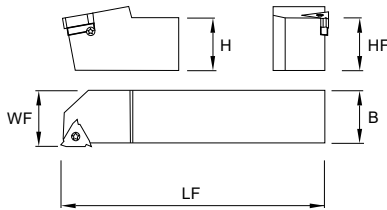
2 - Choose the Insert Size



Chosen insert: **16ER 2.50ISO**

Insert Size	Pitch	Reference	Angle	Toolholder
IC L mm	mm		RH	
9.525 16	2.50	16ER 2.50ISO	EA16	STCNL 2525 M16

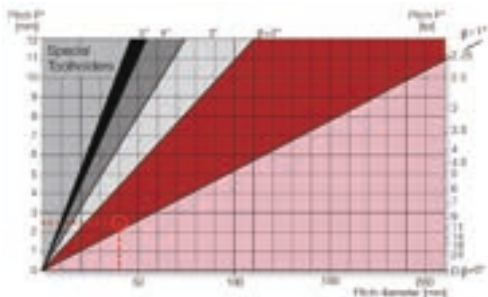
3 - Choose the Toolholder



Chosen toolholder: **SKANR 2525 M16**

Insert Size	Reference	Dimensions mm		
IC		H=HF=B	WF	LF
9.525	SKANR 2525 M16	25	25	150

4 - Find the Helix Angle



From the table, using a pitch of 2,5mm (10 TPI) and a workpiece diameter of 40mm (1,57"), we find the helix angle to be **1,5°**

THREAD TURNING - STEP BY STEP EXAMPLE

Roscagem - Exemplo passo-a-passo | Roscado - Ejemplo paso a paso

5 - Choose the Correct Anvil

Anvil chosen: **EA16**

Resultant Helix Angle		3.5	2.5	1.5	0.5
Insert Size	Holder				
ISO	L mm				
9.525	16	ER1/L	EA16+3.5	EA16+2.5	EA16
					EA16+0.5

6 - Choose the Carbide Grade and Cutting Speed

Carbide grade chosen: **PH6920**
Cutting Speed: **140 m/min**

Material		Hardness Brinell HB	PH6920
P Low alloy steel (20CrMnTiB + 3%)	Non hardened	180	85-145
	Hardened	275	75-140
	Hardened	360	70-130

7 - Determine the Number of Passes













Number of passes; 10

ISO External

Pitch	mm	1.50	1.75	2.00	2.50	3.00	3.50	4.00
	tpi	16	14	12	10	8	7	6
No. of passes		6-10	7-12	7-12	8-14	9-16	10-18	11-18













SUMMARY

	Thread Type	ISO M40x2,5 External Right Hand
1	Feed Direction:	Towards the chuck
2	Insert and Grade:	16ER 2,5ISO PH6920
3	Toolholder:	SXANR 2525 M16
4	Helix Angle:	1,5°
5	Anvil:	EA16
6	Cutting Speed:	140 m/min
7	Number of Passes:	14

	Insert Image	Description	Page
Partial Profile		PARTIAL PROFILE 60°	961
		PARTIAL PROFILE 55°	962
Full Profile		AMERICAN BUTTRESS ANSI B1.9-1973	997
		AMERICAN ACME ANSI/ASME: 1.5-1988	988
		AMERICAN UN (UNC, UNF, UNEF) ANSI B1.1-1982	969
		API API SPEC 7:2001 (0.040 0.038R 0.050)	999
		API BUTTRESS CASING API SPEC 5B:2008 OIL THREADS	1000
		API ROUND CASING & TUBING API SPEC 5B:2008	1001
		BSPT B.S.21: 1985	979
		EXTREME LINE CASING API SPEC 5B:2008 - OIL THREADS	1002
		ISO METRIC ISO 965-1: 1999-11 DIN 13: 2005-08	965
		METRIC BUTTRESS SAGENGEWINDE (DIN 513:1985) SAW THREAD	998

THREAD TURNING INSERTS OVERVIEW

Vista geral de pastilhas | Vista general de plaquitas

	Insert Image	Description	Page
Full Profile		MJ ISO 5855-1:1989	996
		NPT ANSI/ASME B 1.20.1-1983	980
		NPTF ANSI B 1.20.3-1976	982
		PG DIN 40430; 1971	1003
		ROUND (DIN 20400) DIN 20400:1990	985
		ROUND (DIN 405) DIN 405:1997	984
		STUB ACME ANSI/ASME: 1.8-1988	990
		TRAPEZ DIN 103:1977 ISO 2901:1993	986
		UNJ MIL-S-8879A	992
		WITHWORTH FOR BSW, BSF, BSP, B.S.84: 1956, DIN 259, ISO 228-1:1994	974
Tangential Profile		TNMC	1005
		TPMC	1005

PARTIAL PROFILE INSERTS CODE KEY

Chave do codificação de pastilhas | Llave de codificación de plaquitas

Partial Profile Example



1 - Insert Size

L	06	08	11	16	22	27
I.C.	4.00	5.00	6.35	9.525	12.70	15.875

2 - Insert Hand Type

ER	External Right Holder
EL	External Left Holder
IR	Internal Right Holder
IL	Internal Left Holder

3 - Profile Type

symbol	mm	TPI
A	0.5 - 1.5	48 - 16
G	1.75 - 3.0	14 - 8
AG	0.5 - 3.0	48 - 8
N	3.5 - 5.0	7 - 5
Q	5.5 - 6.0	4.5 - 4

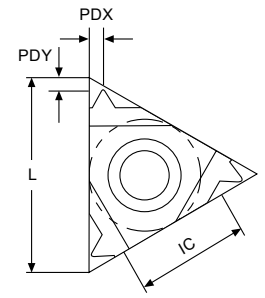
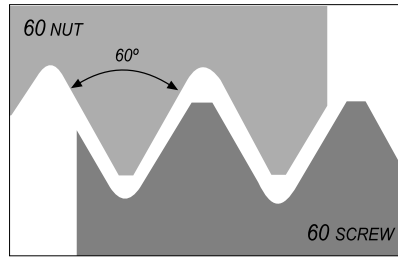
4 - Profile Angle

55	55°
60	60°

5 - Grades

PH6920

PARTIAL PROFILE 60°



External

Geometry code ⁽¹⁾	Reference Referência Referencia	Pitch		Dimensions Dimensões Dimensiones (mm)				Stock - Grade Code ⁽²⁾
		MM	TPI	IC	L	PDY	PDX	(68) PH6920
1880592	11 ER A60	0.5-1.5	48-16	6.35	11	0.8	0.9	⊗
1880429	16 ER A60	0.5-1.5	48-16	9.525	16	0.8	0.9	⊗
1880431	16 ER G60	1.75-3.0	14-8	9.525	16	1.2	1.7	⊗
1880388	16 ER AG60	0.5-3.0	48-8	9.525	16	1.2	1.7	⊗
1880046	22 ER N60	3.5-5.0	7-5	12.70	22	1.7	2.5	⊗
1882486	27 ER Q60	5.5-6.0	4.5-4	15.875	27	2.1	3.1	⊗
1881851	11 EL A60	0.5-1.5	48-16	6.35	11	0.8	0.9	⊗
1880771	16 EL A60	0.5-1.5	48-16	9.525	16	0.8	0.9	⊗
1880773	16 EL G60	1.75-3.0	14-8	9.525	16	1.2	1.7	⊗
1880524	16 EL AG60	0.5-3.0	48-8	9.525	16	1.2	1.7	⊗
1880853	22 EL N60	3.5-5.0	7-5	12.70	22	1.7	2.5	⊗
1882155	27 EL Q60	5.5-6.0	4.5-4	15.875	27	2.1	3.1	○

⊗ Stock item | Produto de stock | Itens de stock

○ Available under request | Disponível sobre consulta | Disponible bajo consulta

Insert order code = (1) Geometry Code + (2) Grade Code

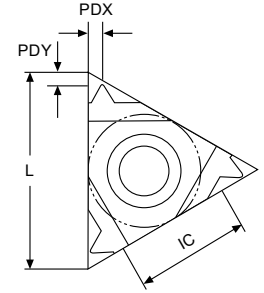
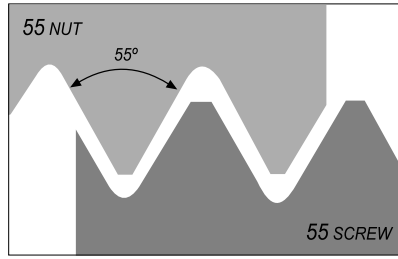
Internal

Geometry code ⁽¹⁾	Reference Referência Referencia	Pitch		Dimensions Dimensões Dimensiones (mm)				Stock - Grade Code ⁽²⁾
		MM	TPI	IC	L	PDY	PDX	(68) PH6920
1881730	06 IR A60	0.5-1.25	48-20	4.00	06	0.6	0.6	○
1881773	08 IR A60	0.5-1.5	48-16	5.00	08	0.6	0.7	○
1880595	11 IR A60	0.5-1.5	48-16	6.35	11	0.8	0.9	⊗
1880045	16 IR A60	0.5-1.5	48-16	9.525	16	0.8	0.9	⊗
1880435	16 IR G60	1.75-3.0	14-8	9.525	16	1.2	1.7	⊗
1880437	16 IR AG60	0.5-3.0	48-8	9.525	16	1.2	1.7	⊗
1880769	22 IR N60	3.5-5.0	7-5	12.70	22	1.7	2.5	⊗
1882487	27 IR Q60	5.5-6.0	4.5-4	15.875	27	2.1	3.1	○
1881716	06 IL A60	0.5-1.25	48-20	4.00	06	0.6	0.6	○
1882199	08 IL A60	0.5-1.5	48-16	5.00	08	0.6	0.7	⊗
1880855	11 IL A60	0.5-1.5	48-16	6.35	11	0.8	0.9	⊗
1880772	16 IL A60	0.5-1.5	48-16	9.525	16	0.8	0.9	⊗
1880774	16 IL G60	1.75-3.0	14-8	9.525	16	1.2	1.7	⊗
1880775	16 IL AG60	0.5-3.0	48-8	9.525	16	1.2	1.7	⊗
1880854	22 IL N60	3.5-5.0	7-5	12.70	22	1.7	2.5	⊗
1882179	27 IL Q60	5.5-6.0	4.5-4	15.875	27	2.1	3.1	○

⊗ Stock item | Produto de stock | Itens de stock

○ Available under request | Disponível sobre consulta | Disponible bajo consulta

Insert order code = (1) Geometry Code + (2) Grade Code


External

Geometry code ⁽¹⁾	Reference Referência Referencia	Pitch		Dimensions Dimensões Dimensiones (mm)				Stock - Grade Code ⁽²⁾
		MM	TPI	IC	L	PDY	PDX	
1880598	11 ER A55	0.5-1.5	48-16	6.35	11	0.8	0.9	⊗
1880430	16 ER A55	0.5-1.5	48-16	9.525	16	0.8	0.9	⊗
1880432	16 ER G55	1.75-3.0	14-8	9.525	16	1.2	1.7	⊗
1880433	16 ER AG55	0.5-3.0	48-8	9.525	16	1.2	1.7	⊗
1880770	22 ER N55	3.5-5.0	7-5	12.70	22	1.7	2.5	⊗
1882167	27 ER Q55	5.5-6.0	4.5-4	15.875	27	2.0	2.9	○
1881850	11 EL A55	0.5-1.5	48-16	6.35	11	0.8	0.9	○
1880776	16 EL A55	0.5-1.5	48-16	9.525	16	0.8	0.9	○
1880778	16 EL G55	1.75-3.0	14-8	9.525	16	1.2	1.7	○
1880780	16 EL AG55	0.5-3.0	48-8	9.525	16	1.2	1.7	○
1880858	22 EL N55	3.5-5.0	7-5	12.70	22	1.7	2.5	○
1882154	27 EL Q55	5.5-6.0	4.5-4	15.875	27	2.0	2.9	○

⊗ Stock item | Produto de stock | Itens de stock

○ Available under request | Disponível sobre consulta | Disponible bajo consulta

Insert order code = (1) Geometry Code + (2) Grade Code

Internal

Geometry code ⁽¹⁾	Reference Referência Referencia	Pitch		Dimensions Dimensões Dimensiones (mm)				Stock - Grade Code ⁽²⁾
		MM	TPI	IC	L	PDY	PDX	(68) PH6920
1881729	06 IR A55	0.5-1.25	48-20	4.00	06	0.5	0.6	○
1881772	08 IR A55	0.5-1.5	48-16	5.00	08	0.6	0.7	○
1880006	11 IR A55	0.5-1.5	48-16	6.35	11	0.8	0.9	⊗
1880434	16 IR A55	0.5-1.5	48-16	9.525	16	0.8	0.9	⊗
1880436	16 IR G55	1.75-3.0	14-8	9.525	16	1.2	1.7	⊗
1880438	16 IR AG55	0.5-3.0	48-8	9.525	16	1.2	1.7	⊗
1880047	22 IR N55	3.5-5.0	7-5	12.70	22	1.7	2.5	⊗
1882189	27 IR Q55	5.5-6.0	4.5-4	15.875	27	2.0	2.9	○
1881715	06 IL A55	0.5-1.25	48-20	4.00	06	0.5	0.6	○
1881751	08 IL A55	0.5-1.5	48-16	5.00	08	0.6	0.7	○
1880856	11 IL A55	0.5-1.5	48-16	6.35	11	0.8	0.9	○
1880777	16 IL A55	0.5-1.5	48-16	9.525	16	0.8	0.9	○
1880779	16 IL G55	1.75-3.0	14-8	9.525	16	1.2	1.7	○
1880781	16 IL AG55	0.5-3.0	48-8	9.525	16	1.2	1.7	⊗
1880857	22 IL N55	3.5-5.0	7-5	12.70	22	1.7	2.5	○
1882178	27 IL Q55	5.5-6.0	4.5-4	15.875	27	2.0	2.9	○

⊗ Stock item | Produto de stock | Itens de stock

○ Available under request | Disponível sobre consulta | Disponible bajo consulta

Insert order code = (1) Geometry Code + (2) Grade Code

Full Profile Example


1 - Insert Size

L	06	08	11	16	22	27
I.C.	4.00	5.00	6.35	9.525	12.70	15.875

2 - Insert Hand Type

ER	External Right Holder
EL	External Left Holder
IR	Internal Right Holder
IL	Internal Left Holder

3 - Pitch

mm	TPI
0.35 - 7.0	72 - 3

4 - Profile Type

symbol	profile type	symbol	profile type	symbol	profile type	symbol	profile type
ISO	ISO METRIC	NPTF	NPTF	STACME	STUB ACME	API	API
UN	AMERICAN UN	RD	ROUND (DIN 405)	UNJ	UNJ	BUT	API BUTTRESS CASING
W	WITHWORTH	RD20400	ROUND (DIN 20400)	MJ	MJ	API RD	API ROUND CAS. & TUBING
BSPT	BSPT	TR	TRAPEZ	ABUT	AMERICAN BUTTRESS	EL	EXTREME LINE CASING
NPT	NPT	ACME	AMERICAN ACME	SAGE	METRIC BUT. SAGENGWINDE	PG	PG

5 - Grades

PH6920

ISO METRIC ISO 965-1: 1999-11 | DIN 13: 2005-08



THREADING

Thread milling - Inserts

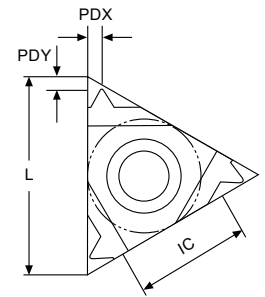
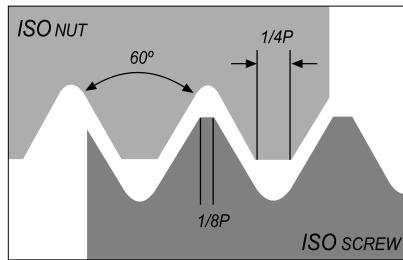
Thread milling - Toolholders

Thread turning - Inserts

Thread turning - Toolholders

Thread turning - Spare Parts

Technical Data



External

Geometry code ⁽¹⁾	Reference Referência Referencia	Pitch	Dimensions Dimensões Dimensiones (mm)				Stock - Grade Code ⁽²⁾
		MM	IC	L	PDY	PDX	(68) PH6920
1881852	11 ER 0.35 ISO	0.35	6.35	11	0.8	0.4	○
1881853	11 ER 0.40 ISO	0.40	6.35	11	0.7	0.4	○
1881854	11 ER 0.45 ISO	0.45	6.35	11	0.7	0.4	○
1881855	11 ER 0.50 ISO	0.50	6.35	11	0.6	0.6	○
1881856	11 ER 0.60 ISO	0.60	6.35	11	0.6	0.6	○
1881857	11 ER 0.70 ISO	0.70	6.35	11	0.6	0.6	○
1881858	11 ER 0.75 ISO	0.75	6.35	11	0.6	0.6	⊗
1881859	11 ER 0.80 ISO	0.80	6.35	11	0.6	0.6	○
1880602	11 ER 1.00 ISO	1.00	6.35	11	0.7	0.7	⊗
1881861	11 ER 1.25 ISO	1.25	6.35	11	0.8	0.9	⊗
1880603	11 ER 1.50 ISO	1.50	6.35	11	0.8	1.0	⊗
1881864	11 ER 1.75 ISO	1.75	6.35	11	0.8	1.1	○
1881881	11 ER 2.00 ISO	2.00	6.35	11	0.8	1.1	○
1882030	16 ER 0.35 ISO	0.35	9.525	16	0.8	0.4	○
1882031	16 ER 0.40 ISO	0.40	9.525	16	0.7	0.4	○
1882032	16 ER 0.45 ISO	0.45	9.525	16	0.7	0.4	○
1880819	16 ER 0.50 ISO	0.50	9.525	16	0.6	0.6	○
1882033	16 ER 0.60 ISO	0.60	9.525	16	0.6	0.6	○
1882034	16 ER 0.70 ISO	0.70	9.525	16	0.6	0.6	○
1880447	16 ER 0.75 ISO	0.75	9.525	16	0.6	0.6	⊗
1880804	16 ER 0.80 ISO	0.80	9.525	16	0.6	0.6	⊗
1880479	16 ER 1.00 ISO	1.00	9.525	16	0.7	0.7	⊗
1880007	16 ER 1.25 ISO	1.25	9.525	16	0.8	0.9	⊗
1880262	16 ER 1.50 ISO	1.50	9.525	16	0.8	1.0	⊗
1880732	16 ER 1.75 ISO	1.75	9.525	16	0.9	1.2	⊗
1880018	16 ER 2.00 ISO	2.00	9.525	16	1.0	1.3	⊗
1880020	16 ER 2.50 ISO	2.50	9.525	16	1.1	1.5	⊗
1880022	16 ER 3.00 ISO	3.00	9.525	16	1.2	1.6	⊗
1883740	16 ER 3.50 ISO	3.50	9.525	16	1.2	1.7	○
1880823	22 ER 3.50 ISO	3.50	12.70	22	1.6	2.3	⊗
1880811	22 ER 4.00 ISO	4.00	12.70	22	1.6	2.3	⊗
1880824	22 ER 4.50 ISO	4.50	12.70	22	1.7	2.4	⊗
1880649	22 ER 5.00 ISO	5.00	12.70	22	1.7	2.5	⊗
1883741	22 ER 5.50 ISO	5.50	12.70	22	1.7	2.6	○
1883742	22 ER 6.00 ISO	6.00	12.70	22	1.9	2.7	○
1882163	27 ER 5.50 ISO	5.50	15.875	27	1.6	2.3	○
1882164	27 ER 6.00 ISO	6.00	15.875	27	1.8	2.5	○

⊗ Stock item | Produto de stock | Itens de stock

○ Available under request | Disponível sobre consulta | Disponible bajo consulta

Insert order code = (1) Geometry Code + (2) Grade Code



External

Geometry code ⁽¹⁾	Reference Referência Referencia	Pitch	Dimensions Dimensões Dimensiones (mm)				Stock - Grade Code ⁽²⁾
		MM	IC	L	PDY	PDX	(68) PH6920
1881794	11 EL 0.35 ISO	0.35	6.35	11	0.8	0.4	○
1881795	11 EL 0.40 ISO	0.40	6.35	11	0.7	0.4	○
1881796	11 EL 0.45 ISO	0.45	6.35	11	0.7	0.4	○
1881797	11 EL 0.50 ISO	0.50	6.35	11	0.6	0.6	○
1881798	11 EL 0.60 ISO	0.60	6.35	11	0.6	0.6	○
1881799	11 EL 0.70 ISO	0.70	6.35	11	0.6	0.6	○
1881800	11 EL 0.75 ISO	0.75	6.35	11	0.6	0.6	○
1881801	11 EL 0.80 ISO	0.80	6.35	11	0.6	0.6	○
1881802	11 EL 1.00 ISO	1.00	6.35	11	0.7	0.7	○
1881803	11 EL 1.25 ISO	1.25	6.35	11	0.8	0.9	○
1881804	11 EL 1.50 ISO	1.50	6.35	11	0.8	1.0	○
1881806	11 EL 1.75 ISO	1.75	6.35	11	0.8	1.1	○
1880654	11 EL 2.00 ISO	2.00	6.35	11	0.8	1.1	○
1881977	16 EL 0.35 ISO	0.35	9.525	16	0.8	0.4	○
1881978	16 EL 0.40 ISO	0.40	9.525	16	0.7	0.4	○
1881979	16 EL 0.45 ISO	0.45	9.525	16	0.7	0.4	⊗
1881980	16 EL 0.50 ISO	0.50	9.525	16	0.6	0.6	○
1881981	16 EL 0.60 ISO	0.60	9.525	16	0.6	0.6	○
1881982	16 EL 0.70 ISO	0.70	9.525	16	0.6	0.6	○
1881983	16 EL 0.75 ISO	0.75	9.525	16	0.6	0.6	⊗
1881984	16 EL 0.80 ISO	0.80	9.525	16	0.6	0.6	○
1880782	16 EL 1.00 ISO	1.00	9.525	16	0.7	0.7	⊗
1880651	16 EL 1.25 ISO	1.25	9.525	16	0.8	0.9	⊗
1880652	16 EL 1.50 ISO	1.50	9.525	16	0.8	1.0	○
1880653	16 EL 1.75 ISO	1.75	9.525	16	0.9	1.2	⊗
1882519	16 EL 2.00 ISO	2.00	9.525	16	1.0	1.3	⊗
1880788	16 EL 2.50 ISO	2.50	9.525	16	1.1	1.5	⊗
1880488	16 EL 3.00 ISO	3.00	9.525	16	1.2	1.6	○
1883743	16 EL 3.50 ISO	3.50	9.525	16	1.2	1.7	○
1880844	22 EL 3.50 ISO	3.50	12.70	22	1.6	2.3	○
1880845	22 EL 4.00 ISO	4.00	12.70	22	1.6	2.3	○
1880846	22 EL 4.50 ISO	4.50	12.70	22	1.7	2.4	○
1880847	22 EL 5.00 ISO	5.00	12.70	22	1.7	2.5	○
1883744	22 EL 5.50 ISO	5.50	12.70	22	1.7	2.6	○
1883745	22 EL 6.00 ISO	6.00	12.70	22	1.9	2.7	○
1882150	27 EL 5.50 ISO	5.50	15.875	27	1.6	2.3	○
1882151	27 EL 6.00 ISO	6.00	15.875	27	1.8	2.5	○

⊗ Stock item | Produto de stock | Itens de stock

○ Available under request | Disponível sobre consulta | Disponible bajo consulta

Insert order code = (1) Geometry Code + (2) Grade Code

Internal

Geometry code ⁽¹⁾	Reference Referência Referencia	Pitch	Dimensions Dimensões Dimensiones (mm)				Stock - Grade Code ⁽²⁾
		MM	IC	L	PDY	PDX	(68) PH6920
1881717	06 IR 0.50 ISO	0.50	4.00	06	0.9	0.5	○
1881718	06 IR 0.75 ISO	0.75	4.00	06	0.8	0.5	○
1881719	06 IR 1.00 ISO	1.00	4.00	06	0.7	0.6	○
1881720	06 IR 1.25 ISO	1.25	4.00	06	0.6	0.6	○
1881752	08 IR 0.35 ISO	0.35	5.00	08	0.7	0.4	○
1881753	08 IR 0.50 ISO	0.50	5.00	08	0.6	0.5	○
1881754	08 IR 0.75 ISO	0.75	5.00	08	0.6	0.5	○
1881755	08 IR 1.00 ISO	1.00	5.00	08	0.6	0.6	○
1881756	08 IR 1.25 ISO	1.25	5.00	08	0.6	0.7	⊗
1881757	08 IR 1.50 ISO	1.50	5.00	08	0.6	0.7	○
1881758	08 IR 1.75 ISO	1.75	5.00	08	0.6	0.8	○
1881937	11 IR 0.35 ISO	0.35	6.35	11	0.8	0.3	○
1881938	11 IR 0.40 ISO	0.40	6.35	11	0.8	0.4	○
1881939	11 IR 0.45 ISO	0.45	6.35	11	0.8	0.4	○
1880825	11 IR 0.50 ISO	0.50	6.35	11	0.6	0.6	⊗
1881940	11 IR 0.60 ISO	0.60	6.35	11	0.6	0.6	○
1881941	11 IR 0.70 ISO	0.70	6.35	11	0.6	0.6	○
1880762	11 IR 0.75 ISO	0.75	6.35	11	0.6	0.6	⊗
1881942	11 IR 0.80 ISO	0.80	6.35	11	0.6	0.6	○
1880604	11 IR 1.00 ISO	1.00	6.35	11	0.8	0.7	⊗
1880827	11 IR 1.25 ISO	1.25	6.35	11	0.8	0.8	⊗
1880605	11 IR 1.50 ISO	1.50	6.35	11	0.8	1.0	⊗
1880828	11 IR 1.75 ISO	1.75	6.35	11	0.8	1.1	⊗
1880829	11 IR 2.00 ISO	2.00	6.35	11	0.8	0.9	⊗
1883746	11 IR 2.50 ISO	2.50	6.35	11	0.8	1.2	○
1882108	16 IR 0.35 ISO	0.35	9.525	16	0.8	0.3	○
1882109	16 IR 0.40 ISO	0.40	9.525	16	0.8	0.4	○
1882110	16 IR 0.45 ISO	0.45	9.525	16	0.8	0.4	○
1880830	16 IR 0.50 ISO	0.50	9.525	16	0.6	0.6	⊗
1882112	16 IR 0.60 ISO	0.60	9.525	16	0.6	0.6	○
1882113	16 IR 0.70 ISO	0.70	9.525	16	0.6	0.6	○
1880831	16 IR 0.75 ISO	0.75	9.525	16	0.6	0.6	⊗
1880832	16 IR 0.80 ISO	0.80	9.525	16	0.6	0.6	⊗
1880025	16 IR 1.00 ISO	1.00	9.525	16	0.6	0.7	⊗
1880026	16 IR 1.25 ISO	1.25	9.525	16	0.8	0.9	⊗
1880619	16 IR 1.50 ISO	1.50	9.525	16	0.8	1.0	⊗
1880733	16 IR 1.75 ISO	1.75	9.525	16	0.9	1.2	⊗
1880039	16 IR 2.00 ISO	2.00	9.525	16	1.0	1.3	⊗
1880041	16 IR 2.50 ISO	2.50	9.525	16	1.1	1.5	⊗
1880042	16 IR 3.00 ISO	3.00	9.525	16	1.1	1.5	⊗
1883747	16 IR 3.50 ISO	3.50	9.525	16	1.2	1.7	⊗
1880834	22 IR 3.50 ISO	3.50	12.70	22	1.6	2.3	⊗
1880818	22 IR 4.00 ISO	4.00	12.70	22	1.6	2.3	⊗
1880835	22 IR 4.50 ISO	4.50	12.70	22	1.6	2.4	○
1880650	22 IR 5.00 ISO	5.00	12.70	22	1.6	2.3	⊗
1883748	22 IR 5.50 ISO	5.50	12.70	22	1.6	2.3	○
1883749	22 IR 6.00 ISO	6.00	12.70	22	1.6	2.4	○
1882185	27 IR 5.50 ISO	5.50	15.875	27	1.6	2.3	⊗
1882186	27 IR 6.00 ISO	6.00	15.875	27	1.8	2.5	○

⊗ Stock item | Produto de stock | Itens de stock

○ Available under request | Disponível sobre consulta | Disponible bajo consulta

Insert order code = (1) Geometry Code + (2) Grade Code

Internal

Geometry code ⁽¹⁾	Reference Referência Referencia	Pitch	Dimensions Dimensões Dimensiones (mm)				Stock - Grade Code ⁽²⁾
		MM	IC	L	PDY	PDX	(68) PH6920
1881703	06 IL 0.50 ISO	0.50	4.00	06	0.9	0.5	○
1881704	06 IL 0.75 ISO	0.75	4.00	06	0.8	0.5	○
1881705	06 IL 1.00 ISO	1.00	4.00	06	0.7	0.6	○
1881706	06 IL 1.25 ISO	1.25	4.00	06	0.6	0.6	○
1881732	08 IL 0.50 ISO	0.50	5.00	08	0.6	0.5	⊗
1881733	08 IL 0.75 ISO	0.75	5.00	08	0.6	0.5	○
1881734	08 IL 1.00 ISO	1.00	5.00	08	0.6	0.6	○
1881735	08 IL 1.25 ISO	1.25	5.00	08	0.6	0.7	○
1881736	08 IL 1.50 ISO	1.50	5.00	08	0.6	0.7	○
1881737	08 IL 1.75 ISO	1.75	5.00	08	0.6	0.8	○
1881911	11 IL 0.35 ISO	0.35	6.35	11	0.8	0.3	○
1881912	11 IL 0.40 ISO	0.40	6.35	11	0.8	0.4	○
1881913	11 IL 0.45 ISO	0.45	6.35	11	0.8	0.4	○
1880837	11 IL 0.50 ISO	0.50	6.35	11	0.6	0.6	○
1881914	11 IL 0.60 ISO	0.60	6.35	11	0.6	0.6	○
1881915	11 IL 0.70 ISO	0.70	6.35	11	0.6	0.6	○
1880838	11 IL 0.75 ISO	0.75	6.35	11	0.6	0.6	○
1881916	11 IL 0.80 ISO	0.80	6.35	11	0.6	0.6	○
1880839	11 IL 1.00 ISO	1.00	6.35	11	0.8	0.7	○
1880840	11 IL 1.25 ISO	1.25	6.35	11	0.8	0.8	⊗
1880841	11 IL 1.50 ISO	1.50	6.35	11	0.8	1.0	⊗
1880842	11 IL 1.75 ISO	1.75	6.35	11	0.8	1.1	⊗
1880843	11 IL 2.00 ISO	2.00	6.35	11	0.8	0.9	⊗
1883750	11 IL 2.50 ISO	2.50	6.35	11	0.8	1.2	○
1882058	16 IL 0.35 ISO	0.35	9.525	16	0.8	0.3	○
1882059	16 IL 0.40 ISO	0.40	9.525	16	0.8	0.4	○
1882060	16 IL 0.45 ISO	0.45	9.525	16	0.8	0.4	○
1882061	16 IL 0.50 ISO	0.50	9.525	16	0.6	0.6	○
1882062	16 IL 0.60 ISO	0.60	9.525	16	0.6	0.6	○
1882063	16 IL 0.70 ISO	0.70	9.525	16	0.6	0.6	○
1882064	16 IL 0.75 ISO	0.75	9.525	16	0.6	0.6	○
1882065	16 IL 0.80 ISO	0.80	9.525	16	0.6	0.6	○
1880783	16 IL 1.00 ISO	1.00	9.525	16	0.6	0.7	⊗
1880784	16 IL 1.25 ISO	1.25	9.525	16	0.8	0.9	⊗
1880785	16 IL 1.50 ISO	1.50	9.525	16	0.8	1.0	⊗
1880786	16 IL 1.75 ISO	1.75	9.525	16	0.9	1.2	⊗
1880787	16 IL 2.00 ISO	2.00	9.525	16	1.0	1.3	⊗
1880789	16 IL 2.50 ISO	2.50	9.525	16	1.1	1.5	⊗
1880790	16 IL 3.00 ISO	3.00	9.525	16	1.1	1.5	⊗
1883751	16 IL 3.50 ISO	3.50	9.525	16	1.2	1.7	○
1880848	22 IL 3.50 ISO	3.50	12.70	22	1.6	2.3	○
1880849	22 IL 4.00 ISO	4.00	12.70	22	1.6	2.3	○
1880850	22 IL 4.50 ISO	4.50	12.70	22	1.6	2.4	○
1880851	22 IL 5.00 ISO	5.00	12.70	22	1.6	2.3	○
1883752	22 IL 5.50 ISO	5.50	12.70	22	1.6	2.3	○
1883753	22 IL 6.00 ISO	6.00	12.70	22	1.6	2.4	○
1882174	27 IL 5.50 ISO	5.50	15.875	27	1.6	2.3	○
1882175	27 IL 6.00 ISO	6.00	15.875	27	1.8	2.5	○

⊗ Stock item | Produto de stock | Itens de stock

○ Available under request | Disponível sobre consulta | Disponible bajo consulta

Insert order code = (1) Geometry Code + (2) Grade Code

AMERICAN UN (UNC, UNF, UNEF) | ANSI B1.1-1982



THREADING

Thread milling - Inserts

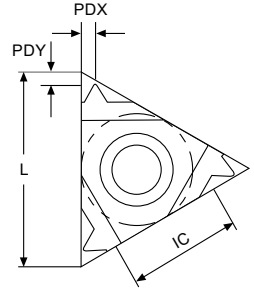
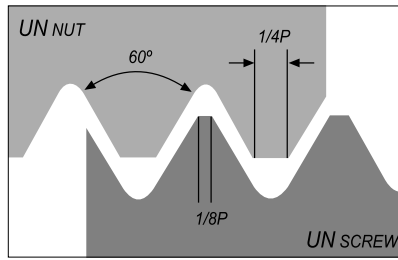

Thread milling - Toolholders

Thread turning - Inserts

Thread turning - Toolholders

Thread turning - Spare Parts

Technical Data



External

Geometry code ⁽¹⁾	Reference Referência Referencia	Pitch	Dimensions Dimensões Dimensiones (mm)				Stock - Grade Code ⁽²⁾
			TPI	IC	L	PDY	
1881907	11 ER 72 UN	72	6.35	11	0.8	0.4	○
1881906	11 ER 64 UN	64	6.35	11	0.8	0.4	○
1881903	11 ER 56 UN	56	6.35	11	0.7	0.4	○
1881901	11 ER 48 UN	48	6.35	11	0.6	0.6	○
1881900	11 ER 44 UN	44	6.35	11	0.6	0.6	○
1881898	11 ER 40 UN	40	6.35	11	0.6	0.6	○
1881896	11 ER 36 UN	36	6.35	11	0.6	0.6	○
1881894	11 ER 32 UN	32	6.35	11	0.6	0.6	○
1881892	11 ER 28 UN	28	6.35	11	0.6	0.7	○
1881890	11 ER 27 UN	27	6.35	11	0.7	0.8	○
1881885	11 ER 24 UN	24	6.35	11	0.7	0.8	○
1881882	11 ER 20 UN	20	6.35	11	0.8	0.9	○
1881877	11 ER 18 UN	18	6.35	11	0.8	1.0	○
1881873	11 ER 16 UN	16	6.35	11	0.9	1.1	○
1881869	11 ER 14 UN	14	6.35	11	0.9	1.1	○
1882055	16 ER 72 UN	72	9.525	16	0.8	0.3	○
1882054	16 ER 64 UN	64	9.525	16	0.8	0.4	○
1882051	16 ER 56 UN	56	9.525	16	0.7	0.4	○
1882049	16 ER 48 UN	48	9.525	16	0.6	0.6	○
1882048	16 ER 44 UN	44	9.525	16	0.6	0.6	○
1882046	16 ER 40 UN	40	9.525	16	0.6	0.6	○
1882044	16 ER 36 UN	36	9.525	16	0.6	0.6	○
1880870	16 ER 32 UN	32	9.525	16	0.6	0.6	○
1880869	16 ER 28 UN	28	9.525	16	0.6	0.7	⊗
1882041	16 ER 27 UN	27	9.525	16	0.7	0.8	○
1880868	16 ER 24 UN	24	9.525	16	0.7	0.8	⊗
1880021	16 ER 20 UN	20	9.525	16	0.8	0.9	○
1880867	16 ER 18 UN	18	9.525	16	0.8	1.0	○
1880616	16 ER 16 UN	16	9.525	16	0.9	1.1	⊗
1880014	16 ER 14 UN	14	9.525	16	1.0	1.2	⊗
1880866	16 ER 13 UN	13	9.525	16	1.0	1.3	⊗
1880865	16 ER 12 UN	12	9.525	16	1.1	1.4	○
1883754	16 ER 11.5 UN	11.5	9.525	16	1.1	1.5	○
1880864	16 ER 11 UN	11	9.525	16	1.1	1.5	○
1880863	16 ER 10 UN	10	9.525	16	1.1	1.5	⊗
1880862	16 ER 9 UN	9	9.525	16	1.2	1.7	⊗

⊗ Stock item | Produto de stock | Itens de stock

○ Available under request | Disponível sobre consulta | Disponible bajo consulta

Insert order code = (1) Geometry Code + (2) Grade Code



External

Geometry code ⁽¹⁾	Reference Referência Referencia	Pitch	Dimensions Dimensões Dimensiones (mm)				Stock - Grade Code ⁽²⁾
		TPI	IC	L	PDY	PDX	(68) PH6920
1880024	16 ER 8 UN	8	9.525	16	1.2	1.6	○
1880861	22 ER 7 UN	7	12.70	22	1.6	2.3	⊗
1880860	22 ER 6 UN	6	12.70	22	1.6	2.3	⊗
1880859	22 ER 5 UN	5	12.70	22	1.7	2.5	○
1882157	27 ER 4.5 UN	4.5	15.875	27	1.9	2.7	○
1882161	27 ER 4 UN	4	15.875	27	2.1	3.0	○
1881848	11 EL 72 UN	72	6.35	11	0.8	0.4	○
1881847	11 EL 64 UN	64	6.35	11	0.8	0.4	○
1882200	11 EL 56 UN	56	6.35	11	0.7	0.4	○
1881843	11 EL 48 UN	48	6.35	11	0.6	0.6	○
1881842	11 EL 44 UN	44	6.35	11	0.6	0.6	○
1881840	11 EL 40 UN	40	6.35	11	0.6	0.6	○
1881838	11 EL 36 UN	36	6.35	11	0.6	0.6	○
1881836	11 EL 32 UN	32	6.35	11	0.6	0.6	○
1881834	11 EL 28 UN	28	6.35	11	0.6	0.7	○
1881832	11 EL 27 UN	27	6.35	11	0.7	0.8	○
1881827	11 EL 24 UN	24	6.35	11	0.7	0.8	○
1881824	11 EL 20 UN	20	6.35	11	0.8	0.9	○
1881819	11 EL 18 UN	18	6.35	11	0.8	1.0	○
1881815	11 EL 16 UN	16	6.35	11	0.9	1.1	○
1881811	11 EL 14 UN	14	6.35	11	0.9	1.1	○
1882022	16 EL 72 UN	72	9.525	16	0.8	0.3	○
1882020	16 EL 64 UN	64	9.525	16	0.8	0.4	○
1882017	16 EL 56 UN	56	9.525	16	0.7	0.4	○
1882015	16 EL 48 UN	48	9.525	16	0.6	0.6	○
1882014	16 EL 44 UN	44	9.525	16	0.6	0.6	○
1882012	16 EL 40 UN	40	9.525	16	0.6	0.6	○
1882010	16 EL 36 UN	36	9.525	16	0.6	0.6	○
1880886	16 EL 32 UN	32	9.525	16	0.6	0.6	○
1880885	16 EL 28 UN	28	9.525	16	0.6	0.7	⊗
1882007	16 EL 27 UN	27	9.525	16	0.7	0.8	○
1880884	16 EL 24 UN	24	9.525	16	0.7	0.8	⊗
1880883	16 EL 20 UN	20	9.525	16	0.8	0.9	○
1880882	16 EL 18 UN	18	9.525	16	0.8	1.0	⊗
1880881	16 EL 16 UN	16	9.525	16	0.9	1.1	○
1880880	16 EL 14 UN	14	9.525	16	1.0	1.2	○
1880879	16 EL 13 UN	13	9.525	16	1.0	1.3	○
1880878	16 EL 12 UN	12	9.525	16	1.1	1.4	○
1883755	16 EL 11.5 UN	11.5	9.525	16	1.1	1.5	○
1880877	16 EL 11 UN	11	9.525	16	1.1	1.5	○
1880876	16 EL 10 UN	10	9.525	16	1.1	1.5	○
1880875	16 EL 9 UN	9	9.525	16	1.2	1.7	○
1880874	16 EL 8 UN	8	9.525	16	1.2	1.6	○
1880873	22 EL 7U N	7	12.70	22	1.6	2.3	○
1880872	22 EL 6 UN	6	12.70	22	1.6	2.3	○
1880871	22 EL 5 UN	5	12.70	22	1.7	2.5	○
1882144	27 EL 4.5 UN	4.5	15.875	27	1.9	2.7	○
1882148	27 EL 4 UN	4	15.875	27	2.1	3.0	○

⊗ Stock item | Produto de stock | Itens de stock

○ Available under request | Disponível sobre consulta | Disponible bajo consulta

Insert order code = (1) Geometry Code + (2) Grade Code

Internal

Geometry code ⁽¹⁾	Reference Referência Referencia	Pitch	Dimensions Dimensões Dimensiones (mm)				Stock - Grade Code ⁽²⁾
		TPI	IC	L	PDY	PDX	(68) PH6920
1881726	06 IR 32 UN	32	4.00	06	0.8	0.5	○
1881725	06 IR 28 UN	28	4.00	06	0.8	0.6	○
1881722	06 IR 24 UN	24	4.00	06	0.7	0.6	○
1883756	06 IR 20 UN	20	4.00	06	0.6	0.6	○
1881721	06 IR 18 UN	18	4.00	06	0.6	0.7	○
1881769	08 IR 32 UN	32	5.00	08	0.6	0.5	○
1881768	08 IR 28 UN	28	5.00	08	0.6	0.6	○
1881765	08 IR 24 UN	24	5.00	08	0.6	0.6	○
1881764	08 IR 20 UN	20	5.00	08	0.6	0.7	⊗
1881762	08 IR 18 UN	18	5.00	08	0.6	0.7	○
1881760	08 IR 16 UN	16	5.00	08	0.6	0.7	○
1881759	08 IR 14 UN	14	5.00	08	0.6	0.8	○
1881956	11 IR 72 UN	72	6.35	11	0.8	0.3	○
1881955	11 IR 64 UN	64	6.35	11	0.8	0.4	○
1881954	11 IR 56 UN	56	6.35	11	0.7	0.4	○
1881953	11 IR 48 UN	48	6.35	11	0.6	0.6	○
1881952	11 IR 44 UN	44	6.35	11	0.6	0.6	○
1881951	11 IR 40 UN	40	6.35	11	0.6	0.6	○
1881950	11 IR 36 UN	36	6.35	11	0.6	0.6	○
1880910	11 IR 32 UN	32	6.35	11	0.6	0.6	○
1880909	11 IR 28 UN	28	6.35	11	0.6	0.7	○
1881948	11 IR 27 UN	27	6.35	11	0.7	0.8	○
1880908	11 IR 24 UN	24	6.35	11	0.7	0.8	○
1880907	11 IR 20 UN	20	6.35	11	0.8	0.9	○
1880906	11 IR 18 UN	18	6.35	11	0.8	1.0	○
1880905	11 IR 16 UN	16	6.35	11	0.9	1.1	⊗
1880904	11 IR 14 UN	14	6.35	11	0.9	1.1	⊗
1880903	11 IR 13 UN	13	6.35	11	0.8	1.0	○
1880902	11 IR 12 UN	12	6.35	11	0.9	1.1	⊗
1880901	11 IR 11 UN	11	6.35	11	0.8	1.1	○
1882126	16 IR 72 UN	72	9.525	16	0.8	0.3	○
1882124	16 IR 64 UN	64	9.525	16	0.8	0.4	○
1882123	16 IR 56 UN	56	9.525	16	0.7	0.4	○
1882122	16 IR 48 UN	48	9.525	16	0.6	0.6	○
1882121	16 IR 44 UN	44	9.525	16	0.6	0.6	○
1882120	16 IR 40 UN	40	9.525	16	0.6	0.6	○
1882118	16 IR 36 UN	36	9.525	16	0.6	0.6	○
1880900	16 IR 32 UN	32	9.525	16	0.6	0.6	○
1880899	16 IR 28 UN	28	9.525	16	0.6	0.7	○
1882117	16 IR 27 UN	27	9.525	16	0.7	0.8	○
1880898	16 IR 24 UN	24	9.525	16	0.7	0.8	○
1880618	16 IR 20 UN	20	9.525	16	0.8	0.9	⊗
1880897	16 IR 18 UN	18	9.525	16	0.8	1.0	⊗
1880037	16 IR 16 UN	16	9.525	16	0.9	1.1	○
1880034	16 IR 14 UN	14	9.525	16	1.0	1.2	○
1882116	16 IR 13 UN	13	9.525	16	1.0	1.3	⊗

⊗ Stock item | Produto de stock | Itens de stock

○ Available under request | Disponível sobre consulta | Disponible bajo consulta

Insert order code = (1) Geometry Code + (2) Grade Code

Internal

Geometry code ⁽¹⁾	Reference Referência Referencia	Pitch	Dimensions Dimensões Dimensiones (mm)				Stock - Grade Code ⁽²⁾
		TPI	IC	L	PDY	PDX	(68) PH6920
1880894	16 IR 12 UN	12	9.525	16	1.1	1.4	⊗
1883757	16 IR 11.5 UN	11.5	9.525	16	1.1	1.5	○
1880893	16 IR 11 UN	11	9.525	16	1.1	1.5	○
1880892	16 IR 10 UN	10	9.525	16	1.1	1.5	○
1880891	16 IR 9 UN	9	9.525	16	1.2	1.7	○
1880044	16 IR 8 UN	8	9.525	16	1.2	1.6	○
1880889	22 IR 7 UN	7	12.70	22	1.6	2.3	○
1880888	22 IR 6 UN	6	12.70	22	1.6	2.3	○
1880887	22 IR 5 UN	5	12.70	22	1.6	2.3	○
1882181	27 IR 4.5 UN	4.5	15.875	27	1.7	2.4	○
1882184	27 IR 4 UN	4	15.875	27	1.8	2.7	○
1881712	06 IL 32 UN	32	4.00	06	0.8	0.5	○
1881711	06 IL 28 UN	28	4.00	06	0.8	0.6	○
1881708	06 IL 24 UN	24	4.00	06	0.7	0.6	○
1883758	06 IL 20 UN	20	4.00	06	0.6	0.6	○
1881707	06 IL 18 UN	18	4.00	06	0.6	0.7	○
1881748	08 IL 32 UN	32	5.00	08	0.6	0.5	○
1881747	08 IL 28 UN	28	5.00	08	0.6	0.6	○
1881744	08 IL 24 UN	24	5.00	08	0.6	0.6	○
1881743	08 IL 20 UN	20	5.00	08	0.6	0.7	○
1881741	08 IL 18 UN	18	5.00	08	0.6	0.7	○
1881739	08 IL 16 UN	16	5.00	08	0.6	0.7	○
1881738	08 IL 14 UN	14	5.00	08	0.6	0.8	○
1881936	11 IL 72 UN	72	6.35	11	0.8	0.3	○
1881935	11 IL 64 UN	64	6.35	11	0.8	0.4	○
1881934	11 IL 56 UN	56	6.35	11	0.7	0.4	○
1881933	11 IL 48 UN	48	6.35	11	0.6	0.6	○
1881932	11 IL 44 UN	44	6.35	11	0.6	0.6	○
1881931	11 IL 40 UN	40	6.35	11	0.6	0.6	○
1881930	11 IL 36 UN	36	6.35	11	0.6	0.6	○
1880935	11 IL 32 UN	32	6.35	11	0.6	0.6	○
1880934	11 IL 28 UN	28	6.35	11	0.6	0.7	○
1881928	11 IL 27 UN	27	6.35	11	0.7	0.8	○
1880933	11 IL 24 UN	24	6.35	11	0.7	0.8	○
1880932	11 IL 20 UN	20	6.35	11	0.8	0.9	○
1880931	11 IL 18 UN	18	6.35	11	0.8	1.0	○
1880930	11 IL 16 UN	16	6.35	11	0.9	1.1	○
1880929	11 IL 14 UN	14	6.35	11	0.9	1.1	○
1880928	11 IL 13 UN	13	6.35	11	0.8	1.0	○
1880927	11 IL 12 UN	12	6.35	11	0.9	1.1	○
1880926	11 IL 11 UN	11	6.35	11	0.8	1.1	○
1882101	16 IL 72 UN	72	9.525	16	0.8	0.3	○
1882098	16 IL 64 UN	64	9.525	16	0.8	0.4	○
1882097	16 IL 56 UN	56	9.525	16	0.7	0.4	○
1882096	16 IL 48 UN	48	9.525	16	0.6	0.6	○
1882095	16 IL 44 UN	44	9.525	16	0.6	0.6	○

⊗ Stock item | Produto de stock | Itens de stock

○ Available under request | Disponível sobre consulta | Disponible bajo consulta

Insert order code = (1) Geometry Code + (2) Grade Code

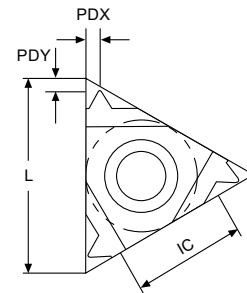
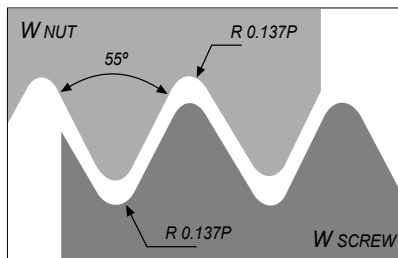

Internal

Geometry code ⁽¹⁾	Reference Referência Referencia	Pitch	Dimensions Dimensões Dimensiones (mm)				Stock - Grade Code ⁽²⁾
		TPI	IC	L	PDY	PDX	(68) PH6920
1882094	16 IL 40 UN	40	9.525	16	0.6	0.6	○
1882092	16 IL 36 UN	36	9.525	16	0.6	0.6	○
1880925	16 IL 32 UN	32	9.525	16	0.6	0.6	○
1880924	16 IL 28 UN	28	9.525	16	0.6	0.7	○
1882089	16 IL 27 UN	27	9.525	16	0.7	0.8	○
1880923	16 IL 24 UN	24	9.525	16	0.7	0.8	○
1880922	16 IL 20 UN	20	9.525	16	0.8	0.9	○
1880921	16 IL 18 UN	18	9.525	16	0.8	1.0	○
1880920	16 IL 16 UN	16	9.525	16	0.9	1.1	○
1880919	16 IL 14 UN	14	9.525	16	1.0	1.2	○
1882074	16 IL 13 UN	13	9.525	16	1.0	1.3	○
1880918	16 IL 12 UN	12	9.525	16	1.1	1.4	○
1883759	16 IL 11.5 UN	11.5	9.525	16	1.1	1.5	○
1880917	16 IL 11 UN	11	9.525	16	1.1	1.5	○
1880916	16 IL 10 UN	10	9.525	16	1.1	1.5	○
1880915	16 IL 9 UN	9	9.525	16	1.2	1.7	○
1880914	16 IL 8 UN	8	9.525	16	1.2	1.6	○
1880913	22 IL 7 UN	7	12.70	22	1.6	2.3	○
1880912	22 IL 6 UN	6	12.70	22	1.6	2.3	○
1880911	22 IL 5 UN	5	12.70	22	1.6	2.3	○
1882170	27 IL 4.5 UN	4.5	15.875	27	1.7	2.4	○
1882173	27 IL 4 UN	4	15.875	27	1.8	2.7	○

⊗ Stock item | Produto de stock | Itens de stock

○ Available under request | Disponível sobre consulta | Disponible bajo consulta

Insert order code = (1) Geometry Code + (2) Grade Code


External

Geometry code ⁽¹⁾	Reference Referência Referencia	Pitch TPI	Dimensions Dimensões Dimensiones (mm)				Stock - Grade Code ⁽²⁾ (68) PH6920
			IC	L	PDY	PDX	
1881908	11 ER 72 W	72	6.35	11	0.7	0.4	○
1881905	11 ER 60 W	60	6.35	11	0.7	0.4	○
1881904	11 ER 56 W	56	6.35	11	0.7	0.4	○
1881902	11 ER 48 W	48	6.35	11	0.6	0.6	○
1881899	11 ER 40 W	40	6.35	11	0.6	0.6	○
1881897	11 ER 36 W	36	6.35	11	0.6	0.6	○
1881895	11 ER 32 W	32	6.35	11	0.6	0.6	○
1881893	11ER 28 W	28	6.35	11	0.6	0.7	○
1881887	11 ER 26 W	26	6.35	11	0.7	0.7	○
1881886	11 ER 24 W	24	6.35	11	0.7	0.8	○
1881884	11 ER 22 W	22	6.35	11	0.8	0.9	○
1881883	11 ER 20 W	20	6.35	11	0.8	0.9	○
1881880	11 ER 19 W	19	6.35	11	0.8	1.0	○
1881878	11 ER 18 W	18	6.35	11	0.8	1.0	○
1881874	11 ER 16 W	16	6.35	11	0.9	1.1	○
1881870	11 ER 14 W	14	6.35	11	0.9	1.1	○
1882056	16 ER 72 W	72	9.525	16	0.7	0.4	○
1882053	16 ER 60 W	60	9.525	16	0.7	0.4	○
1882052	16 ER 56 W	56	9.525	16	0.7	0.4	○
1882050	16 ER 48 W	48	9.525	16	0.6	0.6	○
1882047	16 ER 40 W	40	9.525	16	0.6	0.6	○
1882045	16 ER 36 W	36	9.525	16	0.6	0.6	○
1882043	16 ER 32 W	32	9.525	16	0.6	0.6	○
1880940	16 ER 28 W	28	9.525	16	0.6	0.7	○
1882040	16 ER 26 W	26	9.525	16	0.7	0.7	○
1880939	16 ER 24 W	24	9.525	16	0.7	0.8	○
1882039	16 ER 22 W	22	9.525	16	0.8	0.9	○
1880938	16 ER 20 W	20	9.525	16	0.8	0.9	⊗
1880017	16 ER 19 W	19	9.525	16	0.8	1.0	⊗
1880937	16 ER 18 W	18	9.525	16	0.8	1.0	○
1880609	16 ER 16 W	16	9.525	16	0.9	1.1	⊗
1880015	16 ER 14 W	14	9.525	16	1.0	1.2	⊗
1880611	16 ER 12 W	12	9.525	16	1.1	1.4	⊗
1880613	16 ER 11 W	11	9.525	16	1.1	1.5	⊗
1880614	16 ER 10 W	10	9.525	16	1.1	1.5	⊗
1880936	16 ER 9 W	9	9.525	16	1.2	1.7	○

⊗ Stock item | Produto de stock | Itens de stock

○ Available under request | Disponível sobre consulta | Disponible bajo consulta

Insert order code = (1) Geometry Code + (2) Grade Code

External

Geometry code ⁽¹⁾	Reference Referência Referencia	Pitch	Dimensions Dimensões Dimensiones (mm)				Stock - Grade Code ⁽²⁾
		TPI	IC	L	PDY	PDX	(68) PH6920
1880646	16 ER 8 W	8	9.525	16	1.2	1.5	⊗
1880941	22 ER 7 W	7	12.70	22	1.6	2.3	⊗
1880942	22 ER 6 W	6	12.70	22	1.6	2.3	⊗
1880943	22 ER 5 W	5	12.70	22	1.7	2.4	○
1882518	27 ER 4.5 W	4.5	15.875	27	1.8	2.6	⊗
1882162	27 ER 4 W	4	15.875	27	2.0	2.9	○
1881849	11 EL 72 W	72	6.35	11	0.7	0.4	○
1881846	11 EL 60 W	60	6.35	11	0.7	0.4	○
1881845	11 EL 56 W	56	6.35	11	0.7	0.4	○
1881844	11 EL 48 W	48	6.35	11	0.6	0.6	○
1881841	11 EL 40 W	40	6.35	11	0.6	0.6	○
1881839	11 EL 36 W	36	6.35	11	0.6	0.6	○
1881837	11 EL 32 W	32	6.35	11	0.6	0.6	○
1881835	11 EL 28 W	28	6.35	11	0.6	0.7	○
1881829	11 EL 26 W	26	6.35	11	0.7	0.7	○
1881828	11 EL 24 W	24	6.35	11	0.7	0.8	○
1881826	11 EL 22 W	22	6.35	11	0.8	0.9	○
1881825	11 EL 20 W	20	6.35	11	0.8	0.9	○
1881822	11 EL 19 W	19	6.35	11	0.8	1.0	○
1881820	11 EL 18 W	18	6.35	11	0.8	1.0	○
1881816	11 EL 16 W	16	6.35	11	0.9	1.1	○
1881812	11 EL 14 W	14	6.35	11	0.9	1.1	○
1882023	16 EL 72 W	72	9.525	16	0.7	0.4	○
1882019	16 EL 60 W	60	9.525	16	0.7	0.4	○
1882018	16 EL 56 W	56	9.525	16	0.7	0.4	○
1882016	16 EL 48 W	48	9.525	16	0.6	0.6	○
1882013	16 EL 40 W	40	9.525	16	0.6	0.6	○
1882011	16 EL 36 W	36	9.525	16	0.6	0.6	○
1882009	16 EL 32 W	32	9.525	16	0.6	0.6	○
1880955	16 EL 28 W	28	9.525	16	0.6	0.7	○
1882004	16 EL 26 W	26	9.525	16	0.6	0.7	○
1880954	16 EL 24 W	24	9.525	16	0.7	0.8	○
1882003	16 EL 22 W	22	9.525	16	0.8	0.9	○
1880953	16 EL 20 W	20	9.525	16	0.8	0.9	○
1880952	16 EL 19 W	19	9.525	16	0.8	1.0	○
1880951	16 EL 18 W	18	9.525	16	0.8	1.0	○
1880950	16 EL 16 W	16	9.525	16	0.9	1.1	○
1880949	16 EL 14 W	14	9.525	16	1.0	1.2	⊗
1880948	16 EL 12 W	12	9.525	16	1.1	1.4	○
1880947	16 EL 11 W	11	9.525	16	1.1	1.5	○
1880946	16 EL 10 W	10	9.525	16	1.1	1.5	○
1880945	16 EL 9 W	9	9.525	16	1.2	1.7	○
1880944	16 EL 8 W	8	9.525	16	1.2	1.5	○
1880956	22 EL 7 W	7	12.70	22	1.6	2.3	○
1880957	22 EL 6 W	6	12.70	22	1.6	2.3	○
1880958	22 EL 5 W	5	12.70	22	1.7	2.4	○
1882145	27 EL 4.5 W	4.5	15.875	27	1.8	2.6	○
1882149	27 EL 4 W	4	15.875	27	2.0	2.9	○

⊗ Stock item | Produto de stock | Itens de stock

○ Available under request | Disponível sobre consulta | Disponible bajo consulta

Insert order code = (1) Geometry Code + (2) Grade Code

Internal

Geometry code ⁽¹⁾	Reference Referência Referencia	Pitch	Dimensions Dimensões Dimensiones (mm)				Stock - Grade Code ⁽²⁾
		TPI	IC	L	PDY	PDX	(68) PH6920
1882203	06 IR 26 W	26	4.00	06	0.7	0.6	○
1882207	06 IR 22 W	22	4.00	06	0.6	0.6	○
1883760	06 IR 20 W	20	4.00	06	0.6	0.7	○
1882211	06 IR 18 W	18	4.00	06	0.6	0.7	○
1882213	08 IR 28 W	28	5.00	08	0.6	0.6	○
1882217	08 IR 24 W	24	5.00	08	0.6	0.6	○
1882219	08 IR 20 W	20	5.00	08	0.6	0.7	○
1882221	08 IR 19 W	19	5.00	08	0.6	0.7	○
1882223	08 IR 18 W	18	5.00	08	0.6	0.7	○
1882225	08 IR 16 W	16	5.00	08	0.6	0.7	○
1882227	11 IR 72 W	72	6.35	11	0.7	0.4	○
1882229	11 IR 60 W	60	6.35	11	0.7	0.4	○
1882231	11 IR 56 W	56	6.35	11	0.7	0.4	○
1882233	11 IR 48 W	48	6.35	11	0.6	0.6	○
1882235	11 IR 40 W	40	6.35	11	0.6	0.6	○
1883761	11 IR 36 W	36	6.35	11	0.6	0.6	○
1882237	11 IR 32 W	32	6.35	11	0.6	0.6	○
1880972	11 IR 28 W	28	6.35	11	0.6	0.7	○
1882239	11 IR 26 W	26	6.35	11	0.7	0.7	○
1880971	11 IR 24 W	24	6.35	11	0.7	0.8	○
1883762	11 IR 22 W	22	6.35	11	0.8	0.9	○
1880970	11 IR 20 W	20	6.35	11	0.8	0.9	○
1880005	11 IR 19 W	19	6.35	11	0.8	1.0	○
1880968	11 IR 18 W	18	6.35	11	0.8	1.0	⊗
1880967	11 IR 16 W	16	6.35	11	0.9	1.1	○
1880004	11 IR 14 W	14	6.35	11	0.9	1.1	⊗
1883763	11 IR 12 W	12	6.35	11	1.0	1.1	○
1883764	11 IR 11 W	11	6.35	11	0.9	1.2	○
1882241	16 IR 72 W	72	9.525	16	0.7	0.4	○
1882498	16 IR 60 W	60	9.525	16	0.7	0.4	○
1882244	16 IR 56 W	56	9.525	16	0.7	0.4	○
1882246	16 IR 48 W	48	9.525	16	0.6	0.6	○
1882248	16 IR 40 W	40	9.525	16	0.6	0.6	○
1882250	16 IR 36 W	36	9.525	16	0.6	0.6	○
1882252	16 IR 32 W	32	9.525	16	0.6	0.6	○
1880965	16 IR 28 W	28	9.525	16	0.6	0.7	⊗
1882254	16 IR 26 W	26	9.525	16	0.6	0.7	○
1880964	16 IR 24 W	24	9.525	16	0.7	0.8	○
1882256	16 IR 22 W	22	9.525	16	0.8	0.9	○
1880963	16 IR 20 W	20	9.525	16	0.8	0.9	⊗
1880608	16 IR 19 W	19	9.525	16	0.8	1.0	⊗
1880962	16 IR 18 W	18	9.525	16	0.8	1.0	⊗
1880610	16 IR 16 W	16	9.525	16	0.9	1.1	⊗
1880035	16 IR 14 W	14	9.525	16	1.0	1.2	⊗
1880612	16 IR 12 W	12	9.525	16	1.1	1.4	⊗
1880031	16 IR 11 W	11	9.525	16	1.1	1.5	⊗

⊗ Stock item | Produto de stock | Itens de stock

○ Available under request | Disponível sobre consulta | Disponible bajo consulta

Insert order code = (1) Geometry Code + (2) Grade Code

Internal

Geometry code ⁽¹⁾	Reference Referência Referencia	Pitch	Dimensions Dimensões Dimensiones (mm)				Stock - Grade Code ⁽²⁾
		TPI	IC	L	PDY	PDX	(68) PH6920
1880615	16 IR 10 W	10	9.525	16	1.1	1.5	○
1882258	16 IR 9 W	9	9.525	16	1.2	1.7	○
1880672	16 IR 8 W	8	9.525	16	1.2	1.5	⊗
1880959	22 IR 7 W	7	12.70	22	1.6	2.3	○
1880960	22 IR 6 W	6	12.70	22	1.6	2.3	⊗
1880961	22 IR 5 W	5	12.70	22	1.7	2.4	○
1882259	27 IR 4.5 W	4.5	15.875	27	1.8	2.6	○
1882261	27 IR 4 W	4	15.875	27	2.0	2.9	○
1882204	06 IL 26 W	26	4.00	06	0.7	0.6	○
1882208	06 IL 22 W	22	4.00	06	0.6	0.6	○
1883765	06 IL 20 W	20	4.00	06	0.6	0.7	○
1882212	06 IL 18 W	18	4.00	06	0.6	0.7	○
1882214	08 IL 28 W	28	5.00	08	0.7	0.7	○
1882218	08 IL 24 W	24	5.00	08	0.7	0.7	○
1882220	08 IL 20 W	20	5.00	08	0.7	0.7	○
1882222	08 IL 19 W	19	5.00	08	0.7	0.7	○
1882224	08 IL 18 W	18	5.00	08	0.7	0.7	○
1882226	08 IL 16 W	16	5.00	08	0.7	0.7	○
1882228	11 IL 72 W	72	6.35	11	0.7	0.4	○
1882230	11 IL 60 W	60	6.35	11	0.7	0.4	○
1882232	11 IL 56 W	56	6.35	11	0.7	0.4	○
1882234	11 IL 48 W	48	6.35	11	0.6	0.6	○
1882236	11 IL 40 W	40	6.35	11	0.6	0.6	○
1883766	11 IL 36 W	36	6.35	11	0.6	0.6	○
1882238	11 IL 32 W	32	6.35	11	0.6	0.6	○
1880994	11 IL 28 W	28	6.35	11	0.6	0.7	○
1882240	11 IL 26 W	26	6.35	11	0.7	0.7	○
1880993	11 IL 24 W	24	6.35	11	0.7	0.8	○
1883767	11 IL 22 W	22	6.35	11	0.8	0.9	○
1880992	11 IL 20 W	20	6.35	11	0.8	0.9	○
1880991	11 IL 19 W	19	6.35	11	0.8	1.0	○
1880990	11 IL 18 W	18	6.35	11	0.8	1.0	○
1880989	11 IL 16 W	16	6.35	11	0.9	1.1	○
1880988	11 IL 14 W	14	6.35	11	0.9	1.1	○
1883768	11 IL 12 W	12	6.35	11	1.0	1.1	○
1883769	11 IL 11 W	11	6.35	11	0.9	1.2	○
1882242	16 IL 72 W	72	9.525	16	0.7	0.4	○
1882243	16 IL 60 W	60	9.525	16	0.7	0.4	○
1882245	16 IL 56 W	56	9.525	16	0.7	0.4	○
1882247	16 IL 48 W	48	9.525	16	0.6	0.6	○

⊗ Stock item | Produto de stock | Itens de stock

○ Available under request | Disponível sobre consulta | Disponible bajo consulta

Insert order code = (1) Geometry Code + (2) Grade Code

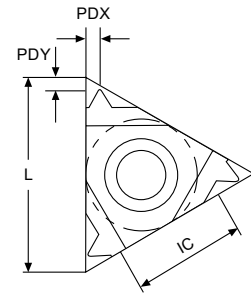
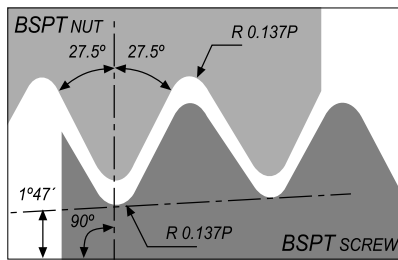

Internal

Geometry code ⁽¹⁾	Reference Referência Referencia	Pitch	Dimensions Dimensões Dimensiones (mm)				Stock - Grade Code ⁽²⁾
		TPI	IC	L	PDY	PDX	(68) PH6920
1882249	16 IL 40 W	40	9.525	16	0.6	0.6	○
1882251	16 IL 36 W	36	9.525	16	0.6	0.6	○
1882253	16 IL 32 W	32	9.525	16	0.6	0.6	○
1880987	16 IL 28 W	28	9.525	16	0.6	0.7	○
1882255	16 IL 26 W	26	9.525	16	0.6	0.7	○
1880986	16 IL 24 W	24	9.525	16	0.7	0.8	○
1882257	16 IL 22 W	22	9.525	16	0.8	0.9	○
1880985	16 IL 20 W	20	9.525	16	0.8	0.9	○
1880984	16 IL 19 W	19	9.525	16	0.8	1.0	○
1880983	16 IL 18 W	18	9.525	16	0.8	1.0	○
1880982	16 IL 16 W	16	9.525	16	0.9	1.1	○
1880981	16 IL 14 W	14	9.525	16	1.0	1.2	○
1880980	16 IL 12 W	12	9.525	16	1.1	1.4	○
1880979	16 IL 11 W	11	9.525	16	1.1	1.5	⊗
1880978	16 IL 10 W	10	9.525	16	1.1	1.5	○
1880977	16 IL 9 W	9	9.525	16	1.2	1.7	○
1880976	16 IL 8 W	8	9.525	16	1.2	1.5	○
1880975	22 IL 7 W	7	12.70	22	1.6	2.3	○
1880974	22 IL 6 W	6	12.70	22	1.6	2.3	○
1880973	22 IL 5 W	5	12.70	22	1.7	2.4	○
1882260	27 IL 4.5 W	4.5	15.875	27	1.8	2.6	○
1882262	27 IL 4 W	4	15.875	27	2.0	2.9	○

⊗ Stock item | Produto de stock | Itens de stock

○ Available under request | Disponível sobre consulta | Disponible bajo consulta

Insert order code = (1) Geometry Code + (2) Grade Code



External

Geometry code ⁽¹⁾	Reference Referência Referencia	Pitch	Dimensions Dimensões Dimensiones (mm)				Stock - Grade Code ⁽²⁾
			TPI	IC	L	PDY	
1880998	16 ER 28 BSPT	28	9.525	16	0.6	0.6	○
1880997	16 ER 19 BSPT	19	9.525	16	0.8	0.9	○
1880996	16 ER 14 BSPT	14	9.525	16	1.0	1.2	○
1880995	16 ER 11 BSPT	11	9.525	16	1.1	1.5	⊗
1882008	16 EL 28 BSPT	28	9.525	16	0.6	0.6	○
1882001	16 EL 19 BSPT	19	9.525	16	0.8	0.9	○
1881993	16 EL 14 BSPT	14	9.525	16	1.0	1.2	○
1881989	16 EL 11 BSPT	11	9.525	16	1.1	1.5	○

⊗ Stock item | Produto de stock | Itens de stock

○ Available under request | Disponível sobre consulta | Disponible bajo consulta

Insert order code = (1) Geometry Code + (2) Grade Code

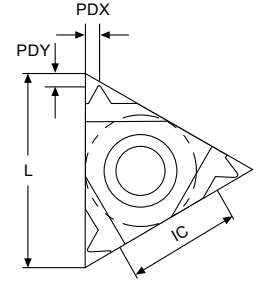
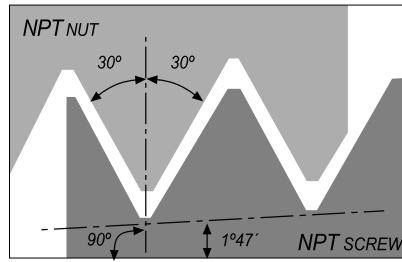

Internal

Geometry code ⁽¹⁾	Reference Referência Referencia	Pitch	Dimensions Dimensões Dimensiones (mm)				Stock - Grade Code ⁽²⁾
			TPI	IC	L	PDY	
1881724	06 IR 28 BSPT	28	4.00	06	0.7	0.6	○
1881767	08 IR 28 BSPT	28	5.00	08	0.6	0.6	○
1881763	08 IR 19 BSPT	19	5.00	08	0.6	0.6	○
1881949	11 IR 28 BSPT	28	6.35	11	0.6	0.6	○
1881004	11 IR 19 BSPT	19	6.35	11	0.8	0.9	○
1881003	11 IR 14 BSPT	14	6.35	11	0.9	1.0	○
1883770	11 IR 11 BSPT	11	6.35	11	0.9	1.2	○
1881002	16 IR 28 BSPT	28	9.525	16	0.6	0.6	○
1881001	16 IR 19 BSPT	19	9.525	16	0.8	0.9	○
1881000	16 IR 14 BSPT	14	9.525	16	1.0	1.2	○
1880999	16 IR 11 BSPT	11	9.525	16	1.1	1.5	○
1881710	06 IL 28 BSPT	28	4.00	06	0.7	0.6	○
1881746	08 IL 28 BSPT	28	5.00	08	0.6	0.6	○
1881742	08 IL 19 BSPT	19	5.00	08	0.6	0.6	○
1881929	11 IL 28 BSPT	28	6.35	11	0.6	0.6	○
1881925	11 IL 19 BSPT	19	6.35	11	0.8	0.9	○
1881918	11 IL 14 BSPT	14	6.35	11	0.9	1.0	○
1883771	11 IL 11 BSPT	11	6.35	11	0.9	1.2	○
1882090	16 IL 28 BSPT	28	9.525	16	0.6	0.6	○
1882084	16 IL 19 BSPT	19	9.525	16	0.8	0.9	○
1882076	16 IL 14 BSPT	14	9.525	16	1.0	1.2	○
1882071	16 IL 11 BSPT	11	9.525	16	1.1	1.5	○

⊗ Stock item | Produto de stock | Itens de stock

○ Available under request | Disponível sobre consulta | Disponible bajo consulta

Insert order code = (1) Geometry Code + (2) Grade Code


External

Geometry code ⁽¹⁾	Reference Referência Referencia	Pitch	Dimensions Dimensões Dimensiones (mm)				Stock - Grade Code ⁽²⁾
		TPI	IC	L	PDY	PDX	(68) PH6920
1881888	11 ER 27 NPT	27	6.35	11	0.7	0.8	○
1881875	11 ER 18 NPT	18	6.35	11	0.8	1.0	○
1881867	11 ER 14 NPT	14	6.35	11	0.8	1.0	○
1881017	16 ER 27 NPT	27	9.525	16	0.7	0.8	⊗
1881016	16 ER 18 NPT	18	9.525	16	0.8	1.0	⊗
1880013	16 ER 14 NPT	14	9.525	16	0.9	1.2	⊗
1880009	16 ER 11.5 NPT	11.5	9.525	16	1.1	1.5	⊗
1880023	16 ER 8 NPT	8	9.525	16	1.3	1.8	○
1881830	11 EL 27 NPT	27	6.35	11	0.7	0.8	○
1881817	11 EL 18 NPT	18	6.35	11	0.8	1.0	○
1881809	11 EL 14 NPT	14	6.35	11	0.8	1.0	○
1882005	16 EL 27 NPT	27	9.525	16	0.7	0.8	○
1881999	16 EL 18 NPT	18	9.525	16	0.8	1.0	○
1881994	16 EL 14 NPT	14	9.525	16	0.9	1.2	○
1881987	16 EL 11.5 NPT	11.5	9.525	16	1.1	1.5	○
1882025	16 EL 8 NPT	8	9.525	16	1.3	1.8	○

⊗ Stock item | Produto de stock | Itens de stock

○ Available under request | Disponível sobre consulta | Disponible bajo consulta

Insert order code = (1) Geometry Code + (2) Grade Code

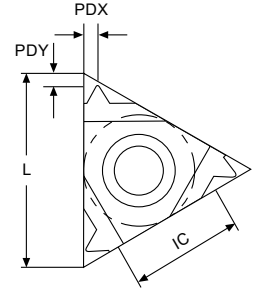
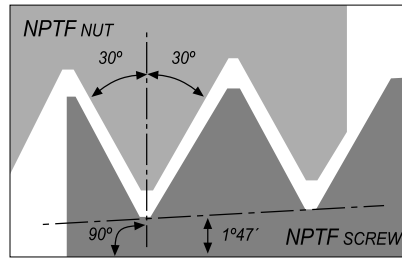
Internal

Geometry code ⁽¹⁾	Reference Referência Referencia	Pitch	Dimensions Dimensões Dimensiones (mm)				Stock - Grade Code ⁽²⁾
		TPI	IC	L	PDY	PDX	(68) PH6920
1881723	06 IR 27 NPT	27	4.00	06	0.6	0.6	○
1881766	08 IR 27 NPT	27	5.00	08	0.6	0.6	○
1881761	08 IR 18 NPT	18	5.00	08	0.6	0.7	○
1881946	11 IR 27 NPT	27	6.35	11	0.7	0.8	○
1881020	11 IR 18 NPT	18	6.35	11	0.8	1.0	⊗
1880003	11 IR 14 NPT	14	6.35	11	0.8	1.0	⊗
1881019	16 IR 27 NPT	27	9.525	16	0.7	0.8	○
1881018	16 IR 18 NPT	18	9.525	16	0.8	1.0	⊗
1880033	16 IR 14 NPT	14	9.525	16	0.9	1.2	⊗
1880029	16 IR 11.5 NPT	11.5	9.525	16	1.1	1.5	○
1880043	16 IR 8 NPT	8	9.525	16	1.3	1.8	○
1881709	06 IL 27 NPT	27	4.00	06	0.6	0.6	○
1881745	08 IL 27 NPT	27	5.00	08	0.6	0.6	○
1881740	08 IL 18 NPT	18	5.00	08	0.6	0.6	○
1881926	11 IL 27 NPT	27	6.35	11	0.7	0.8	○
1881923	11 IL 18 NPT	18	6.35	11	0.8	1.0	○
1881919	11 IL 14 NPT	14	6.35	11	0.8	1.0	○
1882087	16 IL 27 NPT	27	9.525	16	0.7	0.8	○
1882082	16 IL 18 NPT	18	9.525	16	0.8	1.0	○
1882077	16 IL 14 NPT	14	9.525	16	0.9	1.2	○
1882069	16 IL 11.5 NPT	11.5	9.525	16	1.1	1.5	○
1882103	16 IL 8 NPT	8	9.525	16	1.3	1.8	○

⊗ Stock item | Produto de stock | Itens de stock

○ Available under request | Disponível sobre consulta | Disponible bajo consulta

Insert order code = (1) Geometry Code + (2) Grade Code


External

Geometry code ⁽¹⁾	Reference Referência Referencia	Pitch	Dimensions Dimensões Dimensiones (mm)				Stock - Grade Code ⁽²⁾
		TPI	IC	L	PDY	PDX	(68) PH6920
1881889	11 ER 27 NPTF	27	6.35	11	0.7	0.7	○
1881876	11 ER 18 NPTF	18	6.35	11	0.8	1.0	○
1881868	11 ER 14 NPTF	14	6.35	11	0.8	1.0	○
1881030	16 ER 27 NPTF	27	9.525	16	0.7	0.7	⊗
1881029	16 ER 18 NPTF	18	9.525	16	0.8	1.0	⊗
1881028	16 ER 14 NPTF	14	9.525	16	0.9	1.2	○
1881027	16 ER 11.5 NPTF	11.5	9.525	16	1.1	1.5	○
1882057	16 ER 8 NPTF	8	9.525	16	1.3	1.8	○
1881831	11 EL 27 NPTF	27	6.35	11	0.7	0.7	○
1881818	11 EL 18 NPTF	18	6.35	11	0.8	1.0	○
1881810	11 EL 14 NPTF	14	6.35	11	0.8	1.0	○
1882006	16 EL 27 NPTF	27	9.525	16	0.7	0.8	○
1882000	16 EL 18 NPTF	18	9.525	16	0.8	1.0	○
1881995	16 EL 14 NPTF	14	9.525	16	0.9	1.2	○
1881988	16 EL 11.5 NPTF	11.5	9.525	16	1.1	1.5	○
1882026	16 EL 8 NPTF	8	9.525	16	1.3	1.8	○

⊗ Stock item | Produto de stock | Itens de stock

○ Available under request | Disponível sobre consulta | Disponible bajo consulta

Insert order code = (1) Geometry Code + (2) Grade Code

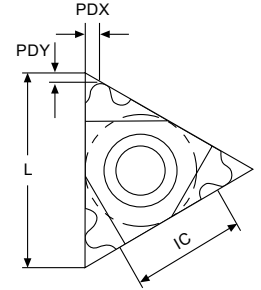
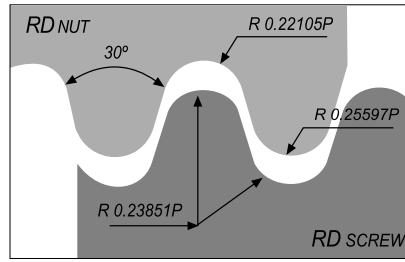
Internal

Geometry code ⁽¹⁾	Reference Referência Referencia	Pitch	Dimensions Dimensões Dimensiones (mm)				Stock - Grade Code ⁽²⁾
		TPI	IC	L	PDY	PDX	(68) PH6920
1883772	06 IR 27 NPTF	27	4.00	06	0.7	0.6	○
1883773	08 IR 18 NPTF	18	5.00	08	0.6	0.6	○
1883774	08 IR 14 NPTF	14	5.00	08	0.6	0.6	○
1881947	11 IR 27 NPTF	27	6.35	11	0.7	0.7	○
1881026	11 IR 18 NPTF	18	6.35	11	0.8	1.0	○
1881025	11 IR 14 NPTF	14	6.35	11	0.8	1.0	○
1881024	16 IR 27 NPTF	27	9.525	16	0.7	0.7	○
1881023	16 IR 18 NPTF	18	9.525	16	0.8	1.0	○
1881022	16 IR 14 NPTF	14	9.525	16	0.9	1.2	○
1881021	16 IR 11.5 NPTF	11.5	9.525	16	1.1	1.5	○
1882127	16 IR 8 NPTF	8	9.525	16	1.3	1.8	○
1883775	06 IL 27 NPTF	27	4.00	06	0.7	0.6	○
1883776	08 IL 18 NPTF	18	5.00	08	0.6	0.6	○
1883777	08 IL 14 NPTF	14	5.00	08	0.6	0.6	○
1881927	11 IL 27 NPTF	27	6.35	11	0.7	0.7	○
1881924	11 IL 18 NPTF	18	6.35	11	0.8	1.0	○
1881920	11 IL 14 NPTF	14	6.35	11	0.8	1.0	○
1882088	16 IL 27 NPTF	27	9.525	16	0.7	0.7	○
1882083	16 IL 18 NPTF	18	9.525	16	0.8	1.0	○
1882078	16 IL 14 NPTF	14	9.525	16	0.9	1.2	○
1882070	16 IL 11.5 NPTF	11.5	9.525	16	1.1	1.5	○
1882104	16 IL 8 NPTF	8	9.525	16	1.3	1.8	○

Stock item | Produto de stock | Itens de stock

Available under request | Disponível sobre consulta | Disponible bajo consulta

Insert order code = (1) Geometry Code + (2) Grade Code


External

Geometry code ⁽¹⁾	Reference Referência Referencia	Pitch	Dimensions Dimensões Dimensiones (mm)				Stock - Grade Code ⁽²⁾
			TPI	IC	L	PDY	
1881031	16 ER 10 RD	10	9.525	16	1.1	1.2	○
1881032	16 ER 8 RD	8	9.525	16	1.4	1.4	○
1881033	16 ER 6 RD	6	9.525	16	1.4	1.5	○
1881034	22 ER 6 RD	6	12.70	22	1.5	1.7	○
1881035	22 ER 4 RD	4	12.70	22	2.2	2.3	⊗
1882332	27 ER 4 RD	4	15.875	27	2.2	2.3	○
1882333	16 EL 10 RD	10	9.525	16	1.1	1.2	○
1882334	16 EL 8 RD	8	9.525	16	1.4	1.4	○
1882335	16 EL 6 RD	6	9.525	16	1.4	1.5	○
1882336	22 EL 6 RD	6	12.70	22	1.5	1.7	○
1882337	22 EL 4 RD	4	12.70	22	2.2	2.3	○
1882338	27 EL 4 RD	4	15.875	27	2.2	2.3	○

⊗ Stock item | Produto de stock | Itens de stock

○ Available under request | Disponível sobre consulta | Disponible bajo consulta

Insert order code = (1) Geometry Code + (2) Grade Code

Internal

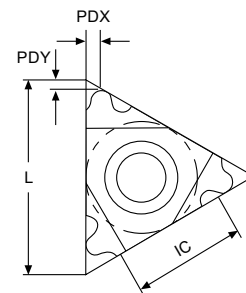
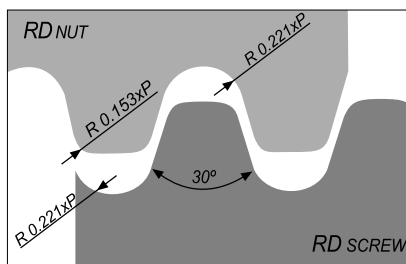
Geometry code ⁽¹⁾	Reference Referência Referencia	Pitch	Dimensions Dimensões Dimensiones (mm)				Stock - Grade Code ⁽²⁾
			TPI	IC	L	PDY	
1881039	16 IR 10 RD	10	9.525	16	1.1	1.2	⊗
1881040	16 IR 8 RD	8	9.525	16	1.4	1.4	⊗
1881041	16 IR 6 RD	6	9.525	16	1.4	1.5	○
1881042	22 IR 6 RD	6	12.70	22	1.5	1.7	○
1881043	22 IR 4 RD	4	12.70	22	2.2	2.3	○
1882339	27 IR 4 RD	4	15.875	27	2.2	2.3	○
1882340	16 IL 10 RD	10	9.525	16	1.1	1.2	○
1882341	16 IL 8 RD	8	9.525	16	1.4	1.4	○
1882342	16 IL 6 RD	6	9.525	16	1.4	1.5	○
1882343	22 IL 6 RD	6	12.70	22	1.5	1.7	○
1882344	22 IL 4 RD	4	12.70	22	2.2	2.3	○
1882345	27 IL 4 RD	4	15.875	27	2.2	2.3	○

⊗ Stock item | Produto de stock | Itens de stock

○ Available under request | Disponível sobre consulta | Disponible bajo consulta

Insert order code = (1) Geometry Code + (2) Grade Code

ROUND (DIN 20400) | DIN 20400:1990



External

Geometry code ⁽¹⁾	Reference Referência Referencia	Pitch	Dimensions Dimensões Dimensiones (mm)				Stock - Grade Code ⁽²⁾
		MM	IC	L	PDY	PDX	(68) PH6920
1882347	22 ER 4.0 RD20400	4.0	12.70	22	1.4	1.4	☉
1882348	22 ER 5.0 RD20400	5.0	12.70	22	1.7	1.8	○
1882349	22 ER 6.0 RD20400	6.0	12.70	22	1.7	2.0	○
1882351	22 EL 4.0 RD20400	4.0	12.70	22	1.4	1.4	○
1882352	22 EL 5.0 RD20400	5.0	12.70	22	1.7	1.8	○
1882353	22 EL 6.0 RD20400	6.0	12.70	22	1.7	2.0	○

☉ Stock item | Produto de stock | Itens de stock

○ Available under request | Disponível sobre consulta | Disponible bajo consulta

Insert order code = (1) Geometry Code + (2) Grade Code

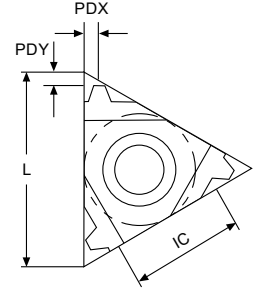
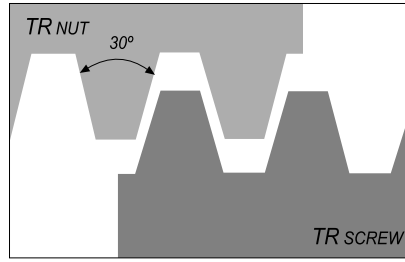

Internal

Geometry code ⁽¹⁾	Reference Referência Referencia	Pitch	Dimensions Dimensões Dimensiones (mm)				Stock - Grade Code ⁽²⁾
		MM	IC	L	PDY	PDX	(68) PH6920
1882355	22 IR 4.0 RD20400	4.0	12.70	22	1.4	1.4	○
1882356	22 IR 5.0 RD20400	5.0	12.70	22	1.7	1.8	○
1882357	22 IR 6.0 RD20400	6.0	12.70	22	1.7	2.0	○
1882359	22 IL 4.0 RD20400	4.0	12.70	22	1.4	1.4	○
1882360	22 IL 5.0 RD20400	5.0	12.70	22	1.7	1.8	○
1882361	22 IL 6.0 RD20400	6.0	12.70	22	1.7	2.0	○

☉ Stock item | Produto de stock | Itens de stock

○ Available under request | Disponível sobre consulta | Disponible bajo consulta

Insert order code = (1) Geometry Code + (2) Grade Code


External

Geometry code ⁽¹⁾	Reference Referência Referencia	Pitch	Dimensions Dimensões Dimensiones (mm)				Stock - Grade Code ⁽²⁾
		MM	IC	L	PDY	PDX	(68) PH6920
1881044	16 ER 1.5 TR	1.5	9.525	16	1.0	1.1	○
1881045	16 ER 2.0 TR	2.0	9.525	16	1.0	1.3	⊗
1881046	16 ER 3.0 TR	3.0	9.525	16	1.3	1.5	⊗
1883778	16 ER 4.0 TR	4.0	9.525	16	1.3	1.5	○
1881047	22 ER 4.0 TR	4.0	12.70	22	1.8	1.9	⊗
1881049	22 ER 5.0 TR	5.0	12.70	22	2.0	2.4	⊗
1883779	22 ER 6.0 TR	6.0	12.70	22	2.0	2.4	○
1882165	27 ER 6.0 TR	6.0	15.875	27	2.3	2.7	○
1882166	27 ER 7.0 TR	7.0	15.875	27	2.2	2.6	○
1881050	16 EL 1.5 TR	1.5	9.525	16	1.0	1.1	○
1881051	16 EL 2.0 TR	2.0	9.525	16	1.1	1.3	○
1881052	16 EL 3.0 TR	3.0	9.525	16	1.3	1.5	○
1883780	16 EL 4.0 TR	4.0	9.525	16	1.3	1.5	○
1881053	22 EL 4.0 TR	4.0	12.70	22	1.8	1.9	○
1882130	22 EL 5.0 TR	5.0	12.70	22	2.0	2.4	○
1883781	22 EL 6.0 TR	6.0	12.70	22	2.0	2.4	○
1882152	27 EL 6.0 TR	6.0	15.875	27	2.3	2.7	○
1882153	27 EL 7.0 TR	7.0	15.875	27	2.2	2.6	○

⊗ Stock item | Produto de stock | Itens de stock

○ Available under request | Disponível sobre consulta | Disponible bajo consulta

Insert order code = (1) Geometry Code + (2) Grade Code

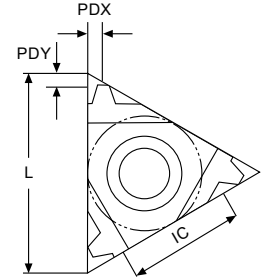
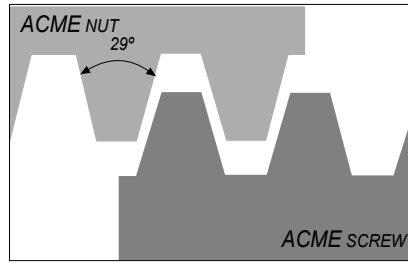
Internal

Geometry code ⁽¹⁾	Reference Referência Referencia	Pitch	Dimensions Dimensões Dimensiones (mm)				Stock - Grade Code ⁽²⁾
		MM	IC	L	PDY	PDX	(68) PH6920
1883782	08 IR 1.5 TR	1.5	5.00	08	0.6	0.6	○
1881055	16 IR 1.5 TR	1.5	9.525	16	1.0	1.1	○
1881056	16 IR 2.0 TR	2.0	9.525	16	1.0	1.3	⊗
1881057	16 IR 3.0 TR	3.0	9.525	16	1.3	1.5	⊗
1882119	16 IR 4.0 TR	4.0	9.525	16	1.3	1.5	⊗
1881058	22 IR 4.0 TR	4.0	12.70	22	1.8	1.9	○
1881059	22 IR 5.0 TR	5.0	12.70	22	2.0	2.4	⊗
1881060	22 IR 6.0 TR	6.0	12.70	22	2.0	2.4	⊗
1882187	27 IR 6.0 TR	6.0	15.875	27	2.3	2.7	⊗
1882188	27 IR 7.0 TR	7.0	15.875	27	2.2	2.6	○
1883783	08 IL 1.5 TR	1.5	5.00	08	0.6	0.6	○
1881062	16 IL 2.0 TR	2.0	9.525	16	1.0	1.3	○
1881063	16 IL 3.0 TR	3.0	9.525	16	1.3	1.5	○
1882093	16 IL 4.0 TR	4.0	9.525	16	1.3	1.5	○
1881064	22 IL 4.0 TR	4.0	12.70	22	1.8	1.9	○
1881065	22 IL 5.0 TR	5.0	12.70	22	2.0	2.4	○
1881066	22 IL 6.0 TR	6.0	12.70	22	2.0	2.4	○
1882176	27 IL 6.0 TR	6.0	15.875	27	2.3	2.7	○
1882177	27 IL 7.0 TR	7.0	15.875	27	2.2	2.6	○

⊗ Stock item | Produto de stock | Itens de stock

○ Available under request | Disponível sobre consulta | Disponible bajo consulta

Insert order code = (1) Geometry Code + (2) Grade Code



External

Geometry code ⁽¹⁾	Reference Referência Referencia	Pitch	Dimensions Dimensões Dimensiones (mm)				Stock - Grade Code ⁽²⁾
			TPI	IC	L	PDY	
1881871	11 ER 16 ACME	16	6.35	11	0.9	1.0	○
1881078	16 ER 16 ACME	16	9.525	16	0.9	1.0	⊗
1881077	16 ER 14 ACME	14	9.525	16	1.0	1.2	⊗
1881076	16 ER 12 ACME	12	9.525	16	1.1	1.2	⊗
1881075	16 ER 10 ACME	10	9.525	16	1.3	1.3	⊗
1881079	16 ER 8 ACME	8	9.525	16	1.5	1.5	⊗
1883784	16 ER 6 ACME	6	9.525	16	1.7	1.8	○
1881080	22 ER 6 ACME	6	12.70	22	1.8	2.1	⊗
1881081	22 ER 5 ACME	5	12.70	22	2.0	2.3	○
1883826	22 ER 4 ACME	4	12.70	22	2.1	2.2	○
1882159	27 ER 4 ACME	4	15.875	27	2.3	2.7	○
1881813	11 EL 16 ACME	16	6.35	11	0.9	1.0	○
1881997	16 EL 16 ACME	16	9.525	16	0.9	1.0	○
1881992	16 EL 14 ACME	14	9.525	16	1.0	1.2	○
1881990	16 EL 12 ACME	12	9.525	16	1.1	1.2	○
1881985	16 EL 10 ACME	10	9.525	16	1.3	1.3	○
1882024	16 EL 8 ACME	8	9.525	16	1.5	1.5	○
1883827	16 EL 6 ACME	6	9.525	16	1.7	1.8	○
1882133	22 EL 6 ACME	6	12.70	22	1.8	2.1	⊗
1882131	22 EL 5 ACME	5	12.70	22	2.0	2.3	⊗
1883785	22 EL 4 ACME	4	12.70	22	2.1	2.2	○
1882146	27 EL 4 ACME	4	15.875	27	2.3	2.7	○

⊗ Stock item | Produto de stock | Itens de stock

○ Available under request | Disponível sobre consulta | Disponible bajo consulta

Insert order code = (1) Geometry Code + (2) Grade Code

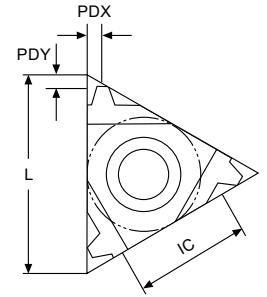
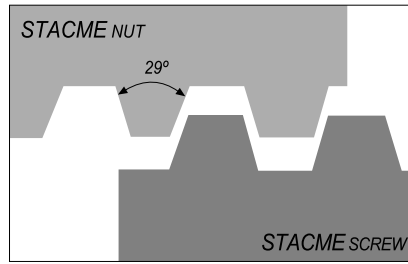
Internal

Geometry code ⁽¹⁾	Reference Referência Referencia	Pitch	Dimensions Dimensões Dimensiones (mm)				Stock - Grade Code ⁽²⁾
		TPI	IC	L	PDY	PDX	(68) PH6920
1883786	08 IR 16 ACME	16	5.00	08	0.6	0.6	○
1881944	11 IR 16 ACME	16	6.35	11	0.9	1.0	○
1881107	16 IR 16 ACME	16	9.525	0.9	1.0	1.1	⊗
1881106	16 IR 14 ACME	14	9.525	1.0	1.2	1.2	⊗
1881105	16 IR 12 ACME	12	9.525	1.1	1.2	1.2	○
1881104	16 IR 10 ACME	10	9.525	1.3	1.3	1.4	○
1881103	16 IR 8 ACME	8	9.525	1.5	1.5	1.5	○
1881885	16 IR 6 ACME	6	9.525	1.7	1.8	1.5	○
1881083	22 IR 6 ACME	6	12.70	22	1.8	2.1	⊗
1881082	22 IR 5 ACME	5	12.70	22	2.0	2.3	○
1881102	22 IR 4 ACME	4	12.70	22	2.1	2.2	⊗
1882182	27 IR 4 ACME	4	15.875	27	2.3	2.7	○
1883787	08 IL 16 ACME	16	5.00	08	0.6	0.6	○
1881921	11 IL 16 ACME	16	6.35	11	0.9	1.0	○
1882080	16 IL 16 ACME	16	9.525	0.9	1.0	1.1	○
1882075	16 IL 14 ACME	14	9.525	1.0	1.2	1.2	○
1882072	16 IL 12 ACME	12	9.525	1.1	1.2	1.2	○
1882067	16 IL 10 ACME	10	9.525	1.3	1.3	1.4	○
1882102	16 IL 8 ACME	8	9.525	1.5	1.5	1.5	○
1882099	16 IL 6 ACME	6	9.525	1.7	1.8	1.5	○
1882140	22 IL 6 ACME	6	12.70	22	1.8	2.1	○
1882138	22 IL 5 ACME	5	12.70	22	2.0	2.3	○
1882136	22 IL 4 ACME	4	12.70	22	2.1	2.2	○
1882171	27 IL 4 ACME	4	15.875	27	2.3	2.7	○

⊗ Stock item | Produto de stock | Itens de stock

○ Available under request | Disponível sobre consulta | Disponible bajo consulta

Insert order code = (1) Geometry Code + (2) Grade Code



External

Geometry code ⁽¹⁾	Reference Referência Referencia	Pitch	Dimensions Dimensões Dimensiones (mm)				Stock - Grade Code ⁽²⁾
			TPI	IC	L	PDY	
1881872	11 ER 16 STACME	16	6.35	11	1.0	1.0	○
1881116	16 ER 16 STACME	16	9.525	16	1.0	1.0	○
1881117	16 ER 14 STACME	14	9.525	16	1.1	1.1	○
1881118	16 ER 12 STACME	12	9.525	16	1.2	1.2	⊗
1881119	16 ER 10 STACME	10	9.525	16	1.3	1.3	○
1881120	16 ER 8 STACME	8	9.525	16	1.5	1.5	⊗
1881121	16 ER 6 STACME	6	9.525	16	1.8	1.8	⊗
1882135	22 ER 6 STACME	6	12.70	22	1.8	2.1	⊗
1881122	22 ER 5 STACME	5	12.70	22	2.0	2.3	○
1881123	22 ER 4 STACME	4	12.70	22	2.3	2.4	⊗
1882160	27 ER 4 STACME	4	15.875	27	2.3	2.4	⊗
1882156	27 ER 3 STACME	3	15.875	27	2.8	2.9	○
1881814	11 EL 16 STACME	16	6.35	11	1.0	1.0	○
1881998	16 EL 16 STACME	16	9.525	16	1.0	1.0	○
1881996	16 EL 14 STACME	14	9.525	16	1.1	1.1	○
1881991	16 EL 12 STACME	12	9.525	16	1.2	1.2	○
1881986	16 EL 10 STACME	10	9.525	16	1.3	1.3	○
1882027	16 EL 8 STACME	8	9.525	16	1.5	1.5	○
1882021	16 EL 6 STACME	6	9.525	16	1.8	1.8	○
1882134	22 EL 6 STACME	6	12.70	22	1.8	2.1	○
1882132	22 EL 5 STACME	5	12.70	22	2.0	2.3	○
1881889	22 EL 4 STACME	4	12.70	22	2.3	2.4	○
1882147	27 EL 4 STACME	4	15.875	27	2.3	2.4	○
1882143	27 EL 3 STACME	3	15.875	27	2.8	2.9	○

⊗ Stock item | Produto de stock | Itens de stock

○ Available under request | Disponível sobre consulta | Disponible bajo consulta

Insert order code = (1) Geometry Code + (2) Grade Code

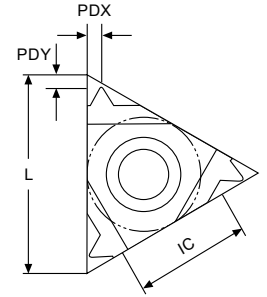
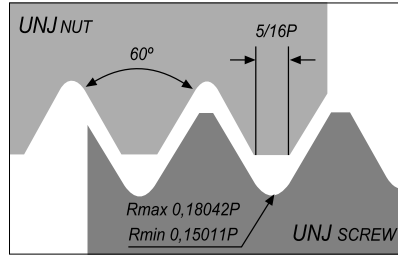

Internal

Geometry code ⁽¹⁾	Reference Referência Referencia	Pitch	Dimensions Dimensões Dimensiones (mm)				Stock - Grade Code ⁽²⁾
		TPI	IC	L	PDY	PDX	(68) PH6920
1883788	08 IR 16 STACME	16	5.00	08	0.6	0.6	○
1881108	16 IR 16 STACME	16	9.525	16	1.0	1.0	○
1881109	16 IR 14 STACME	14	9.525	16	1.1	1.1	○
1881110	16 IR 12 STACME	12	9.525	16	1.2	1.2	○
1881111	16 IR 10 STACME	10	9.525	16	1.3	1.3	○
1881112	16 IR 8 STACME	8	9.525	16	1.5	1.5	⊗
1881113	16 IR 6 STACME	6	9.525	16	1.8	1.8	○
1882142	22 IR 6 STACME	6	12.70	22	1.8	2.1	○
1881114	22 IR 5 STACME	5	12.70	22	2.0	2.3	○
1881115	22 IR 4 STACME	4	12.70	22	2.3	2.4	○
1882183	27 IR 4 STACME	4	15.875	27	2.3	2.4	⊗
1882180	27 IR 3 STACME	3	15.875	27	2.8	2.9	○
1883789	08 IL 16 STACME	16	5.00	08	0.6	0.6	○
1882081	16 IL 16 STACME	16	9.525	16	1.0	1.0	○
1882079	16 IL 14 STACME	14	9.525	16	1.1	1.1	○
1882073	16 IL 12 STACME	12	9.525	16	1.2	1.2	○
1882068	16 IL 10 STACME	10	9.525	16	1.3	1.3	○
1882105	16 IL 8 STACME	8	9.525	16	1.5	1.5	○
1882100	16 IL 6 STACME	6	9.525	16	1.8	1.8	○
1882141	22 IL 6 STACME	6	12.70	22	1.8	2.1	○
1882139	22 IL 5 STACME	5	12.70	22	2.0	2.3	○
1882137	22 IL 4 STACME	4	12.70	22	2.3	2.4	○
1882172	27 IL 4 STACME	4	15.875	27	2.3	2.4	○
1882169	27 IL 3 STACME	3	15.875	27	2.8	2.9	○

⊗ Stock item | Produto de stock | Itens de stock

○ Available under request | Disponível sobre consulta | Disponible bajo consulta

Insert order code = (1) Geometry Code + (2) Grade Code


External

Geometry code ⁽¹⁾	Reference Referência Referencia	Pitch	Dimensions Dimensões Dimensiones (mm)				Stock - Grade Code ⁽²⁾
			TPI	IC	L	PDY	
1883790	11 ER 48 UNJ	48	6.35	11	0.6	0.6	○
1883791	11 ER 44 UNJ	44	6.35	11	0.6	0.6	○
1883792	11 ER 40 UNJ	40	6.35	11	0.6	0.6	○
1883793	11 ER 36 UNJ	36	6.35	11	0.6	0.6	○
1882318	11 ER 32 UNJ	32	6.35	11	0.6	0.6	○
1882319	11 ER 28 UNJ	28	6.35	11	0.6	0.6	○
1882320	11 ER 24 UNJ	24	6.35	11	0.7	0.8	○
1882321	11 ER 20 UNJ	20	6.35	11	0.8	0.9	○
1882322	11 ER 18 UNJ	18	6.35	11	0.8	1.0	○
1882323	11 ER 16 UNJ	16	6.35	11	0.8	1.0	○
1882324	11 ER 14 UNJ	14	6.35	11	0.9	1.0	○
1883794	16 ER 48 UNJ	48	9.525	16	0.6	0.6	○
1883795	16 ER 44 UNJ	44	9.525	16	0.6	0.6	○
1883796	16 ER 40 UNJ	40	9.525	16	0.6	0.6	○
1883797	16 ER 36 UNJ	36	9.525	16	0.6	0.6	○
1881165	16 ER 32 UNJ	32	9.525	16	0.6	0.6	○
1881164	16 ER 28 UNJ	28	9.525	16	0.6	0.6	○
1881163	16 ER 24 UNJ	24	9.525	16	0.7	0.8	○
1881162	16 ER 20 UNJ	20	9.525	16	0.8	0.9	○
1881161	16 ER 18 UNJ	18	9.525	16	0.8	1.0	○
1881160	16 ER 16 UNJ	16	9.525	16	0.8	1.0	○
1881159	16 ER 14 UNJ	14	9.525	16	1.0	1.2	○
1881158	16 ER 13 UNJ	13	9.525	16	1.0	1.3	○
1881157	16 ER 12 UNJ	12	9.525	16	1.1	1.4	○
1881156	16 ER 11 UNJ	11	9.525	16	1.1	1.5	○
1881155	16 ER 10 UNJ	10	9.525	16	1.1	1.5	○
1881154	16 ER 9 UNJ	9	9.525	16	1.2	1.6	○
1881153	16 ER 8 UNJ	8	9.525	16	1.2	1.6	○
1883798	11 EL 48 UNJ	48	6.35	11	0.6	0.6	○
1883799	11 EL 44 UNJ	44	6.35	11	0.6	0.6	○
1883800	11 EL 40 UNJ	40	6.35	11	0.6	0.6	○
1883801	11 EL 36 UNJ	36	6.35	11	0.6	0.6	○
1882325	11 EL 32 UNJ	32	6.35	11	0.6	0.6	○
1882326	11 EL 28 UNJ	28	6.35	11	0.6	0.6	○
1882327	11 EL 24 UNJ	24	6.35	11	0.7	0.8	○
1882328	11 EL 20 UNJ	20	6.35	11	0.8	0.9	○

Stock item | Produto de stock | Itens de stock

Available under request | Disponível sobre consulta | Disponible bajo consulta

Insert order code = (1) Geometry Code + (2) Grade Code

External

Geometry code ⁽¹⁾	Reference Referência Referencia	Pitch	Dimensions Dimensões Dimensiones (mm)				Stock - Grade Code ⁽²⁾
		TPI	IC	L	PDY	PDX	(68) PH6920
1882329	11 EL 18 UNJ	18	6.35	11	0.8	1.0	○
1882330	11 EL 16 UNJ	16	6.35	11	0.8	1.0	○
1882331	11 EL 14 UNJ	14	6.35	11	0.9	1.0	○
1883802	16 ER 48 UNJ	48	9.525	16	0.6	0.6	○
1883803	16 ER 44 UNJ	44	9.525	16	0.6	0.6	○
1883804	16 ER 40 UNJ	40	9.525	16	0.6	0.6	○
1883805	16 ER 36 UNJ	36	9.525	16	0.6	0.6	○
1881179	16 EL 32 UNJ	32	9.525	16	0.6	0.6	○
1881178	16 EL 28 UNJ	28	9.525	16	0.6	0.6	○
1881177	16 EL 24 UNJ	24	9.525	16	0.7	0.8	○
1881176	16 EL 20 UNJ	20	9.525	16	0.8	0.9	○
1881175	16 EL 18 UNJ	18	9.525	16	0.8	1.0	○
1881174	16 EL 16 UNJ	16	9.525	16	0.8	1.0	○
1881173	16 EL 14 UNJ	14	9.525	16	1.0	1.2	○
1881172	16 EL 13 UNJ	13	9.525	16	1.0	1.3	○
1881170	16 EL 12 UNJ	12	9.525	16	1.1	1.4	○
1881169	16 EL 11 UNJ	11	9.525	16	1.1	1.5	○
1881168	16 EL 10 UNJ	10	9.525	16	1.1	1.5	○
1881167	16 EL 9 UNJ	9	9.525	16	1.2	1.6	○
1881166	16 EL 8 UNJ	8	9.525	16	1.2	1.6	○

Stock item | Produto de stock | Itens de stock

Available under request | Disponível sobre consulta | Disponible bajo consulta

Insert order code = (1) Geometry Code + (2) Grade Code

Internal

Geometry code ⁽¹⁾	Reference Referência Referencia	Pitch	Dimensions Dimensões Dimensiones (mm)				Stock - Grade Code ⁽²⁾
		TPI	IC	L	PDY	PDX	(68) PH6920
1883806	11 IR 48 UNJ	48	6.35	11	0.6	0.6	○
1883807	11 IR 44 UNJ	44	6.35	11	0.6	0.6	○
1883808	11 IR 40 UNJ	40	6.35	11	0.6	0.6	○
1883809	11 IR 36 UNJ	36	6.35	11	0.6	0.6	○
1881198	11 IR 32 UNJ	32	6.35	11	0.6	0.6	○
1881197	11 IR 28 UNJ	28	6.35	11	0.6	0.6	○
1881196	11 IR 24 UNJ	24	6.35	11	0.7	0.8	○
1881195	11 IR 20 UNJ	20	6.35	11	0.8	0.9	○
1881194	11 IR 18 UNJ	18	6.35	11	0.8	1.0	○
1881193	11 IR 16 UNJ	16	6.35	11	0.8	1.0	○
1881192	11 IR 14 UNJ	14	6.35	11	0.9	1.0	○
1883810	16 IR 48 UNJ	48	9.525	16	0.6	0.6	○
1883811	16 IR 44 UNJ	44	9.525	16	0.6	0.6	○
1883812	16 IR 40 UNJ	40	9.525	16	0.6	0.6	○
1883813	16 IR 36 UNJ	36	9.525	16	0.6	0.6	○
1881191	16 IR 32 UNJ	32	9.525	16	0.6	0.6	○
1881190	16 IR 28 UNJ	28	9.525	16	0.6	0.6	○
1881189	16 IR 24 UNJ	24	9.525	16	0.7	0.8	○
1881188	16 IR 20 UNJ	20	9.525	16	0.8	0.9	○
1881187	16 IR 18 UNJ	18	9.525	16	0.8	1.0	○
1881186	16 IR 16 UNJ	16	9.525	16	0.8	1.0	○
1881185	16 IR 14 UNJ	14	9.525	16	1.0	1.2	○
1883814	16 IR 13 UNJ	13	9.525	16	1.0	1.3	○
1881184	16 IR 12 UNJ	12	9.525	16	1.1	1.4	⊗
1881183	16 IR 11 UNJ	11	9.525	16	1.1	1.5	○
1881182	16 IR 10 UNJ	10	9.525	16	1.1	1.5	⊗
1881181	16 IR 9 UNJ	9	9.525	16	1.2	1.6	○
1881180	16 IR 8 UNJ	8	9.525	16	1.2	1.6	○
1883815	11 IL 48 UNJ	48	6.35	11	0.6	0.6	○
1883816	11 IL 44 UNJ	44	6.35	11	0.6	0.6	○
1883817	11 IL 40 UNJ	40	6.35	11	0.6	0.6	○
1883818	11 IL 36 UNJ	36	6.35	11	0.6	0.6	○
1881217	11 IL 32 UNJ	32	6.35	11	0.6	0.6	○
1881216	11 IL 28 UNJ	28	6.35	11	0.6	0.6	○
1881215	11 IL 24 UNJ	24	6.35	11	0.7	0.8	○
1881214	11 IL 20 UNJ	20	6.35	11	0.8	0.9	○
1881213	11 IL 18 UNJ	18	6.35	11	0.8	1.0	○
1881188	11 IL 16 UNJ	16	6.35	11	0.8	1.0	○
1881211	11 IL 14 UNJ	14	6.35	11	0.9	1.0	○
1883819	16 IL 48 UNJ	48	9.525	16	0.6	0.6	⊗
1883820	16 IL 44 UNJ	44	9.525	16	0.6	0.6	⊗
1883821	16 IL 40 UNJ	40	9.525	16	0.6	0.6	○
1883822	16 IL 36 UNJ	36	9.525	16	0.6	0.6	○
1881210	16 IL 32 UNJ	32	9.525	16	0.6	0.6	⊗
1881209	16 IL 28 UNJ	28	9.525	16	0.6	0.6	○
1881208	16 IL 24 UNJ	24	9.525	16	0.7	0.8	⊗

⊗ Stock item | Produto de stock | Itens de stock

○ Available under request | Disponível sobre consulta | Disponible bajo consulta

Insert order code = (1) Geometry Code + (2) Grade Code

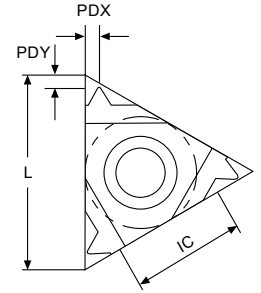
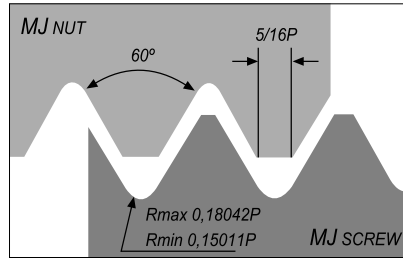
Internal

Geometry code ⁽¹⁾	Reference Referência Referencia	Pitch	Dimensions Dimensões Dimensiones (mm)				Stock - Grade Code ⁽²⁾
		TPI	IC	L	PDY	PDX	(68) PH6920
1881207	16 IL 20 UNJ	20	9.525	16	0.8	0.9	○
1881206	16 IL 18 UNJ	18	9.525	16	0.8	1.0	○
1881205	16 IL 16 UNJ	16	9.525	16	0.8	1.0	○
1881204	16 IL 14 UNJ	14	9.525	16	1.0	1.2	○
1883823	16 IR 13 UNJ	13	9.525	16	1.0	1.3	○
1881203	16 IL 12 UNJ	12	9.525	16	1.1	1.4	○
1881202	16 IL 11 UNJ	11	9.525	16	1.1	1.5	○
1881201	16 IL 10 UNJ	10	9.525	16	1.1	1.5	○
1881200	16 IL 9 UNJ	9	9.525	16	1.2	1.6	○
1881199	16 IL 8 UNJ	8	9.525	16	1.2	1.6	○

☺ Stock item | Produto de stock | Itens de stock

○ Available under request | Disponível sobre consulta | Disponible bajo consulta

Insert order code = (1) Geometry Code + (2) Grade Code


External

Geometry code ⁽¹⁾	Reference Referência Referencia	Pitch	Dimensions Dimensões Dimensiones (mm)				Stock - Grade Code ⁽²⁾
		MM	IC	L	PDY	PDX	(68) PH6920
1881067	16 ER 1.0 MJ	1.0	9.525	16	0.7	0.8	○
1881068	16 ER 1.25 MJ	1.25	9.525	16	0.8	0.9	○
1881069	16 ER 1.5 MJ	1.5	9.525	16	0.8	1.0	○
1881070	16 ER 2.0 MJ	2.0	9.525	16	1.0	1.3	⊗

⊗ Stock item | Produto de stock | Itens de stock

○ Available under request | Disponível sobre consulta | Disponible bajo consulta

Insert order code = (1) Geometry Code + (2) Grade Code

Internal

Geometry code ⁽¹⁾	Reference Referência Referencia	Pitch	Dimensions Dimensões Dimensiones (mm)				Stock - Grade Code ⁽²⁾
		MM	IC	L	PDY	PDX	(68) PH6920
1882370	11 IR 1.0 MJ	1.0	6.35	11	0.7	0.8	○
1882371	11 IR 1.25 MJ	1.25	6.35	11	0.8	0.9	○
1882372	11 IR 1.5 MJ	1.5	6.35	11	0.8	1.0	○
1883824	11 IR 2.0 MJ	2.0	6.35	11	0.9	1.0	○
1881071	16 IR 1.0 MJ	1.0	9.525	16	0.7	0.8	○
1881072	16 IR 1.25 MJ	1.25	9.525	16	0.8	0.9	○
1881073	16 IR 1.5 MJ	1.5	9.525	16	0.8	1.0	○
1881074	16 IR 2.0 MJ	2.0	9.525	16	1.0	1.3	○

⊗ Stock item | Produto de stock | Itens de stock

○ Available under request | Disponível sobre consulta | Disponible bajo consulta

Insert order code = (1) Geometry Code + (2) Grade Code

AMERICAN BUTTRESS | ANSI B1.9-1973



THREADING

Thread milling - Inserts

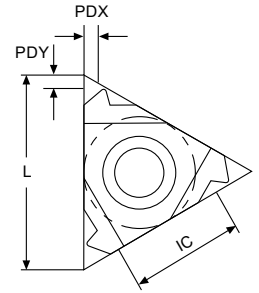
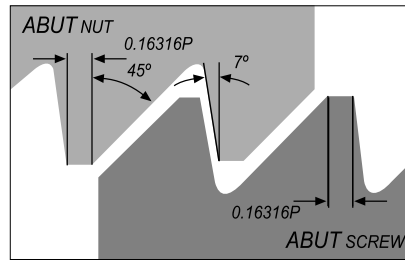
Thread milling - Toolholders

Thread turning - Inserts

Thread turning - Toolholders

Thread turning - Spare Parts

Technical Data



External

Geometry code ⁽¹⁾	Reference Referência Referencia	Pitch	Dimensions Dimensões Dimensiones (mm)				Stock - Grade Code ⁽²⁾
		TPI	IC	L	PDY	PDX	(68) PH6920
1882298	11 ER 20 ABUT	20	6.35	11	1.0	1.3	○
1882299	11 ER 16 ABUT	16	6.35	11	1.0	1.5	○
1881007	16 ER 20 ABUT	20	9.525	16	1.0	1.3	○
1880754	16 ER 16 ABUT	16	9.525	16	1.0	1.5	○
1881006	16 ER 12 ABUT	12	9.525	16	1.4	2.0	○
1881005	16 ER 10 ABUT	10	9.525	16	1.5	2.3	○
1881008	22 ER 8 ABUT	8	12.70	22	2.1	3.3	○
1881009	22 ER 6 ABUT	6	12.70	22	2.1	3.4	○
1882300	11 EL 20 ABUT	20	6.35	11	1.0	1.4	○
1882301	11 EL 16 ABUT	16	6.35	11	1.1	1.6	○
1882302	16 EL 20 ABUT	20	9.525	16	1.0	1.3	○
1882303	16 EL 16 ABUT	16	9.525	16	1.0	1.5	○
1882304	16 EL 12 ABUT	12	9.525	16	1.4	2.0	○
1882305	16 EL 10 ABUT	10	9.525	16	1.5	2.3	○
1882306	22 EL 8 ABUT	8	12.70	22	2.1	3.3	○
1882307	22 EL 6 ABUT	6	12.70	22	2.1	3.4	○

⊗ Stock item | Produto de stock | Itens de stock

○ Available under request | Disponível sobre consulta | Disponible bajo consulta

Insert order code = (1) Geometry Code + (2) Grade Code

Internal

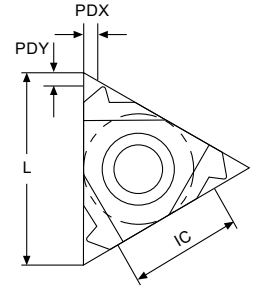
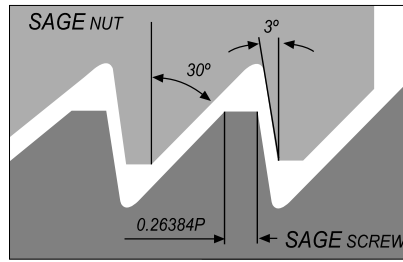

Geometry code ⁽¹⁾	Reference Referência Referencia	Pitch	Dimensions Dimensões Dimensiones (mm)				Stock - Grade Code ⁽²⁾
		TPI	IC	L	PDY	PDX	(68) PH6920
1882308	11 IR 20 ABUT	20	6.35	11	1.0	1.4	○
1882309	11 IR 16 ABUT	16	6.35	11	1.1	1.6	○
1881015	16 IR 20 ABUT	20	9.525	16	1.0	1.3	○
1881014	16 IR 16 ABUT	16	9.525	16	1.0	1.5	⊗
1881013	16 IR 12 ABUT	12	9.525	16	1.4	2.0	○
1881012	16 IR 10 ABUT	10	9.525	16	1.5	2.3	⊗
1881011	22 IR 8 ABUT	8	12.70	22	2.1	3.3	○
1881010	22 IR 6 ABUT	6	12.70	22	2.1	3.4	○
1882310	11 IL 20 ABUT	20	6.35	11	1.0	1.4	○
1882311	11 IL 16 ABUT	16	6.35	11	1.1	1.6	○
1882312	16 IL 20 ABUT	20	9.525	16	1.0	1.3	○
1882313	16 IL 16 ABUT	16	9.525	16	1.0	1.5	○
1882314	16 IL 12 ABUT	12	9.525	16	1.4	2.0	○
1882315	16 IL 10 ABUT	10	9.525	16	1.5	2.3	○
1882316	22 IL 8 ABUT	8	12.70	22	2.1	3.3	○
1882317	22 IL 6 ABUT	6	12.70	22	2.1	3.4	○

⊗ Stock item | Produto de stock | Itens de stock

○ Available under request | Disponível sobre consulta | Disponible bajo consulta

Insert order code = (1) Geometry Code + (2) Grade Code





External

Geometry code ⁽¹⁾	Reference Referência Referencia	Pitch	Dimensions Dimensões Dimensiones (mm)				Stock - Grade Code ⁽²⁾
		MM	IC	L	PDY	PDX	(68) PH6920
1882384	16 ER 2.0 SAGE	2.0	9.525	16	1.1	1.6	○
1882385	22 ER 3.0 SAGE	3.0	12.70	22	1.5	2.4	○
1882386	22 ER 4.0 SAGE	4.0	12.70	22	1.9	3.1	⊗
1882387	16 EL 2.0 SAGE	2.0	9.525	16	1.1	1.6	○
1882388	22 EL 3.0 SAGE	3.0	12.70	22	1.5	2.4	○
1882389	22 EL 4.0 SAGE	4.0	12.70	22	1.9	3.1	○

⊗ Stock item | Produto de stock | Itens de stock

○ Available under request | Disponível sobre consulta | Disponible bajo consulta

Insert order code = (1) Geometry Code + (2) Grade Code

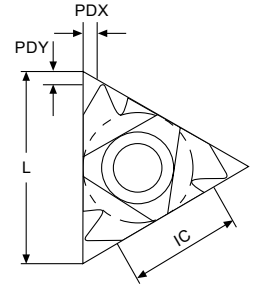
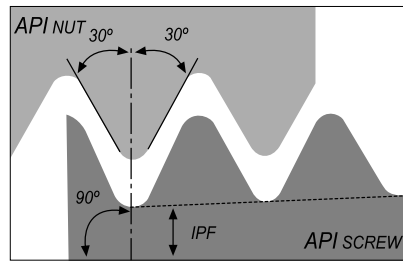

Internal

Geometry code ⁽¹⁾	Reference Referência Referencia	Pitch	Dimensions Dimensões Dimensiones (mm)				Stock - Grade Code ⁽²⁾
		MM	IC	L	PDY	PDX	(68) PH6920
1882390	16 IR 2.0 SAGE	2.0	9.525	16	1.2	1.7	○
1882391	22 IR 3.0 SAGE	3.0	12.70	22	1.9	2.9	○
1882392	22 IR 4.0 SAGE	4.0	12.70	22	2.3	3.5	○
1882393	16 IL 2.0 SAGE	2.0	9.525	16	1.2	1.7	○
1882394	22 IL 3.0 SAGE	3.0	12.70	22	1.9	2.9	○
1882395	22 IL 4.0 SAGE	4.0	12.70	22	2.3	3.5	○

⊗ Stock item | Produto de stock | Itens de stock

○ Available under request | Disponível sobre consulta | Disponible bajo consulta

Insert order code = (1) Geometry Code + (2) Grade Code



External

Geometry code ⁽¹⁾	Reference Referência Referencia	Pitch	Thread	Taper	Size	Dimensions Dimensões Dimensiones (mm)				Stock - Grade Code ⁽²⁾
		TPI		IPF		IC	L	PDY	PDX	
1881326	22 ER 5.00 API 403	5	V-0.040	3	2 3/8" - 4 1/2" REG	12.70	22	1.8	2.5	⊗
1881322	22 ER 4.00 API 382	4	V-0.038R	2	NC23-NC50	12.70	22	2.0	2.6	○
1881323	22 ER 4.00 API 383	4	V-0.038R	3	NC56-NC77	12.70	22	2.0	2.6	⊗
1881324	22 ER 4.00 API 502	4	V-0.050	2	6 5/8" REG	12.70	22	1.9	2.8	○
1882396	27 ER 5.00 API 403	5	V-0.040	3	2 3/8" - 4 1/2" REG	15.875	27	1.9	2.7	○
1882397	27 ER 4.00 API 382	4	V-0.038R	2	NC23-NC50	15.875	27	2.1	2.8	○
1882398	27 ER 4.00 API 383	4	V-0.038R	3	NC56-NC77	15.875	27	2.1	2.8	○
1882399	27 ER 4.00 API 502	4	V-0.050	2	6 5/8" REG	15.875	27	2.0	3.0	⊗
1882400	27 ER 4.00 API 503	4	V-0.050	3	5 1/2", 7 5/8", 8 5/8" REG	15.875	27	2.0	3.0	○

⊗ Stock item | Produto de stock | Itens de stock

○ Available under request | Disponível sobre consulta | Disponible bajo consulta

Insert order code = (1) Geometry Code + (2) Grade Code

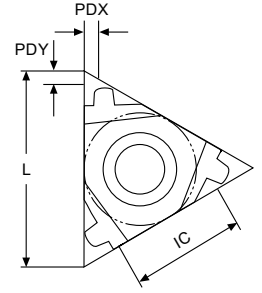
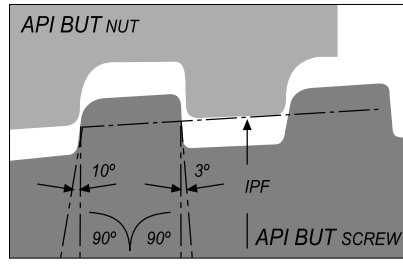
Internal

Geometry code ⁽¹⁾	Reference Referência Referencia	Pitch	Thread	Taper	Size	Dimensions Dimensões Dimensiones (mm)				Stock - Grade Code ⁽²⁾
		TPI		IPF		IC	L	PDY	PDX	
1881335	22 IR 5.00 API 403	5	V-0.040	3	2 3/8" - 4 1/2" REG	12.70	22	1.8	2.5	⊗
1881331	22 IR 4.00 API 382	4	V-0.038R	2	NC23-NC50	12.70	22	2.0	2.6	○
1881333	22 IR 4.00 API 502	4	V-0.050	2	6 5/8" REG	12.70	22	1.9	2.8	○
1882401	27 IR 5.00 API 403	5	V-0.040	3	2 3/8" - 4 1/2" REG	15.875	27	1.9	2.7	○
1882402	27 IR 4.00 API 382	4	V-0.038R	2	NC23-NC50	15.875	27	2.1	2.8	○
1882403	27 IR 4.00 API 383	4	V-0.038R	3	NC56-NC77	15.875	27	2.1	2.8	○
1882404	27 IR 4.00 API 502	4	V-0.050	2	6 5/8" REG	15.875	27	2.0	3.0	○
1882405	27 IR 4.00 API 503	4	V-0.050	3	5 1/2", 7 5/8", 8 5/8" REG	15.875	27	2.0	3.0	○

⊗ Stock item | Produto de stock | Itens de stock

○ Available under request | Disponível sobre consulta | Disponible bajo consulta

Insert order code = (1) Geometry Code + (2) Grade Code


External

Geometry code ⁽¹⁾	Reference Referência Referencia	Pitch	Taper	Size	Dimensions Dimensões Dimensiones (mm)				Stock - Grade Code ⁽²⁾
		TPI	IPF		IC	L	PDY	PDX	
1881327	22 ER 5 BUT 0.75	5	0.75	4 1/2" - 13 3/8"	12.70	22	2.2	2.4	⊗ (68) PH6920
1881328	22 ER 5 BUT 1.00	5	1.00	16" - 20"	12.70	22	2.3	2.4	⊗ (68) PH6920

⊗ Stock item | Produto de stock | Itens de stock

○ Available under request | Disponível sobre consulta | Disponible bajo consulta

Insert order code = (1) Geometry Code + (2) Grade Code

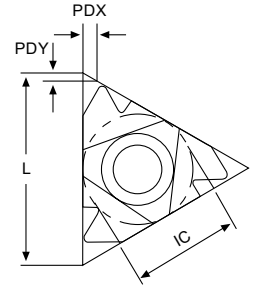
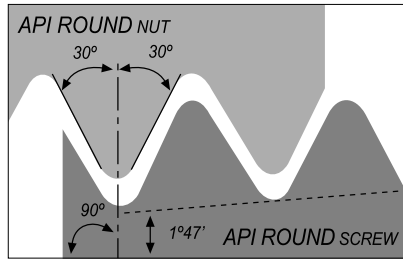
Internal

Geometry code ⁽¹⁾	Reference Referência Referencia	Pitch	Taper	Size	Dimensions Dimensões Dimensiones (mm)				Stock - Grade Code ⁽²⁾
		TPI	IPF		IC	L	PDY	PDX	
1881336	22 IR 5 BUT 0.75	5	0.75	4 1/2" - 13 3/8"	12.70	22	2.2	2.4	⊗ (68) PH6920
1881337	22 IR 5 BUT 1.00	5	1.00	16" - 20"	12.70	22	2.3	2.4	⊗ (68) PH6920

⊗ Stock item | Produto de stock | Itens de stock

○ Available under request | Disponível sobre consulta | Disponible bajo consulta

Insert order code = (1) Geometry Code + (2) Grade Code



External

Geometry code ⁽¹⁾	Reference Referência	Pitch	Taper	Dimensions Dimensões Dimensiones (mm)				Stock - Grade Code ⁽²⁾
		TPI	IPF	IC	L	PDY	PDX	(68) PH6920
1881318	16 ER 10 API RD	10	0.75	9.525	16	1.5	1.4	⊗
1881320	16 ER 8 API RD	8	0.75	9.525	16	1.3	1.6	⊗

⊗ Stock item | Produto de stock | Itens de stock

○ Available under request | Disponível sobre consulta | Disponible bajo consulta

Insert order code = (1) Geometry Code + (2) Grade Code

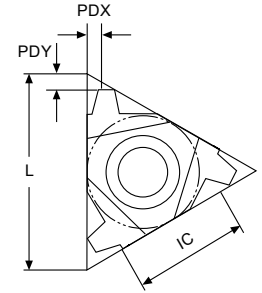
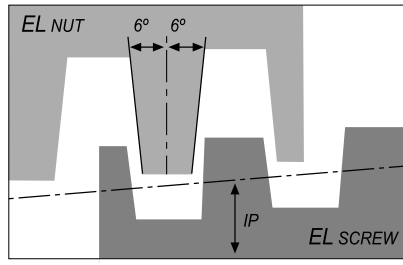
Internal

Geometry code ⁽¹⁾	Reference Referência	Pitch	Taper	Dimensions Dimensões Dimensiones (mm)				Stock - Grade Code ⁽²⁾
		TPI	IPF	IC	L	PDY	PDX	(68) PH6920
1881319	16 IR 10 API RD	10	0.75	9.525	16	1.5	1.4	⊗
1881321	16 IR 8 API RD	8	0.75	9.525	16	1.3	1.6	○

⊗ Stock item | Produto de stock | Itens de stock

○ Available under request | Disponível sobre consulta | Disponible bajo consulta

Insert order code = (1) Geometry Code + (2) Grade Code


External

Geometry code ⁽¹⁾	Reference Referência Referencia	Pitch	Taper	Size	Dimensions Dimensões Dimensiones (mm)				Stock - Grade Code ⁽²⁾
		TPI	IPF		IC	L	PDY	PDX	
1881329	22 ER 6 EL 1.5	6	1.5	5" - 7 5/8"	12.70	22	1.9	1.9	○
1881330	22 ER 5 EL 1.25	5	1.25	8 5/8" - 10 3/4"	12.70	22	2.4	2.3	○

 Stock item | Produto de stock | Itens de stock

 Available under request | Disponível sobre consulta | Disponible bajo consulta

Insert order code = (1) Geometry Code + (2) Grade Code

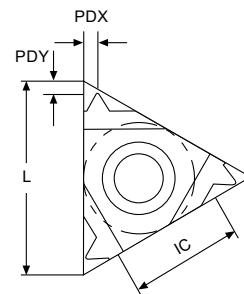
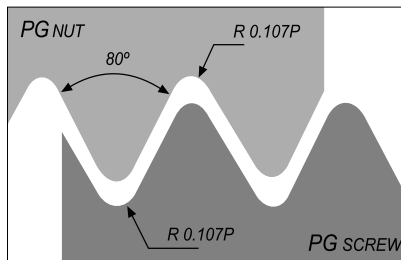

Internal

Geometry code ⁽¹⁾	Reference Referência Referencia	Pitch	Taper	Size	Dimensions Dimensões Dimensiones (mm)				Stock - Grade Code ⁽²⁾
		TPI	IPF		IC	L	PDY	PDX	
1881339	22 IR 6 EL 1.5	6	1.5	5" - 7 5/8"	12.70	22	1.9	1.9	○
1881338	22 IR 5 EL 1.25	5	1.25	8 5/8" - 10 3/4"	12.70	22	2.4	2.3	○

 Stock item | Produto de stock | Itens de stock

 Available under request | Disponível sobre consulta | Disponible bajo consulta

Insert order code = (1) Geometry Code + (2) Grade Code



External

Geometry code ⁽¹⁾	Reference Referência Referencia	Pitch	Size	Dimensions Dimensões Dimensiones (mm)				Stock - Grade Code ⁽²⁾
				IC	L	PDY	PDX	
1882290	16 ER 20 PG	20	PG7	9.525	16	0.7	0.8	○
1882291	16 ER 18 PG	18	PG9, PG11, PG13.5, PG16	9.525	16	0.8	0.9	⊗
1882292	16 ER 16 PG	16	PG21, PG29, PG36, PG42, PG48	9.525	16	0.8	1.0	○

⊗ Stock item | Produto de stock | Itens de stock

○ Available under request | Disponível sobre consulta | Disponible bajo consulta

Insert order code = (1) Geometry Code + (2) Grade Code

Internal

Geometry code ⁽¹⁾	Reference Referência Referencia	Pitch	Size	Dimensions Dimensões Dimensiones (mm)				Stock - Grade Code ⁽²⁾
				IC	L	PDY	PDX	
1883825	08 IR 20 PG	20	PG7	5.0	8	0.6	0.7	○
1882294	11 IR 18 PG	18	PG9, PG11, PG13.5, PG16	6.35	11	0.8	0.9	⊗
1882296	16 IR 18 PG	18	PG9, PG11, PG13.5, PG16	9.525	16	0.8	0.9	○
1882297	16 IR 16 PG	16	PG21, PG29, PG36, PG42, PG48	9.525	16	0.8	1.0	⊗

⊗ Stock item | Produto de stock | Itens de stock


○ Available under request | Disponível sobre consulta | Disponible bajo consulta

Insert order code = (1) Geometry Code + (2) Grade Code

TANGENTIAL PROFILE INSERTS CODE KEY

Chave do codificação de pastilhas | Llave de codificación de plaquitas

Tangential Profile Example



1 - Insert Type

TNMC

TPMC

2 - Insert Size (LF - mm)

16

16.50

22

22.00

3 - Insert Size (S - mm)

03

3.18

04

4.76

4 - Profile Angle

55

55°

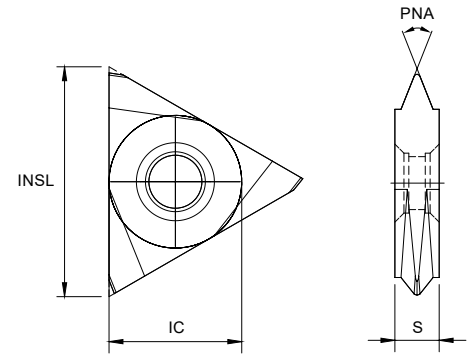

60

60°

5 - Grades

PH6920

TNMC (TANGENTIAL INSERTS)



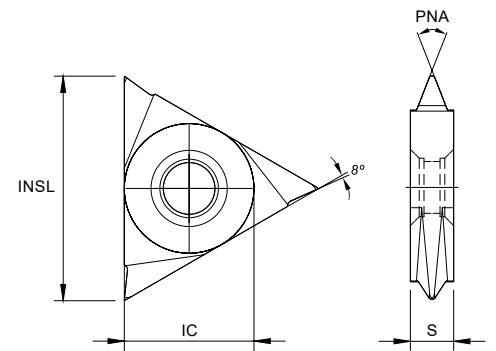

Geometry code ⁽¹⁾	Reference Referência Referencia	Dimensions Dimensões Dimensiones (mm)			PNA	Stock - Grade Code ⁽²⁾
		IC	INSL	S		(68) PH6920
1110401	TNMC 1603 55	9.525	16.50	3.18	55	○
1110402	TNMC 1603 60	9.525	16.50	3.18	60	○
1110530	TNMC 2204 55	12.70	22.00	4.76	55	○
1110404	TNMC 2204 60	12.70	22.00	4.76	60	○

Stock item | Produto de stock | Itens de stock

Available under request | Disponível sobre consulta | Disponible bajo consulta

Insert order code = (1) Geometry Code + (2) Grade Code

TPMC (TANGENTIAL INSERTS)



Geometry code ⁽¹⁾	Reference Referência Referencia	Dimensions Dimensões Dimensiones (mm)			PNA	Geometry code ⁽¹⁾
		IC	INSL	S		(68) PH6920
1110481	TPMC 1603 55	9.525	16.50	3.18	55	○
1110480	TPMC 1603 60	9.525	16.50	3.18	60	○
1110541	TPMC 2204 55	12.70	22.00	4.76	55	○
1110542	TPMC 2204 60	12.70	22.00	4.76	60	○

Stock item | Produto de stock | Itens de stock

Available under request | Disponível sobre consulta | Disponible bajo consulta

Insert order code = (1) Geometry Code + (2) Grade Code

THREAD TURNING

TOOLHOLDERS



The thread turning toolholder is an essential machining component, offering stability and precision for cutting both internal and external threads. Its design accommodates diverse threading inserts, ensuring efficient and accurate threading operations.

Os suportes de torneamento para rosca são um componente essencial de torneamento, oferecendo estabilidade e precisão no processo de produção de roscas internas e externas. O seu design permite a utilização de diversas pastilhas de roscagem, garantindo operações de roscagem eficientes e precisas.

El portaherramientas de torneado de roscas es un componente esencial de mecanizado que ofrece estabilidad y precisión para cortar roscas tanto internas como externas. Su diseño se adapta a diversos insertos de roscado, lo que garantiza operaciones de roscado eficientes y precisas.


EXTERNAL TOOLHOLDERS > page 1008

- > Laydown inserts
Pastilhas negativas de roscagem | Plaquetas negativas de roscado
- > Tangential inserts
Pastilhas tangenciais | Plaquetas tangenciais



INTERNAL TOOLHOLDERS > page 1012

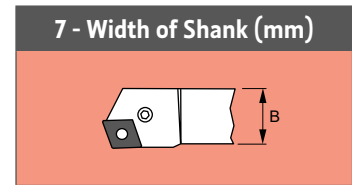
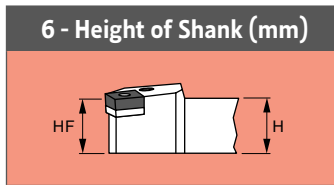
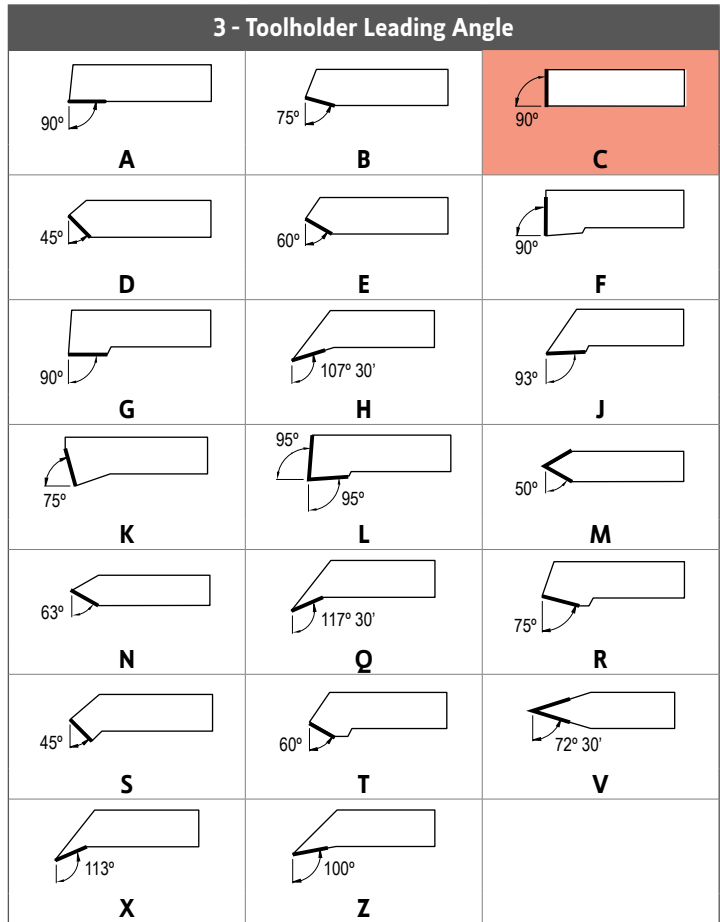
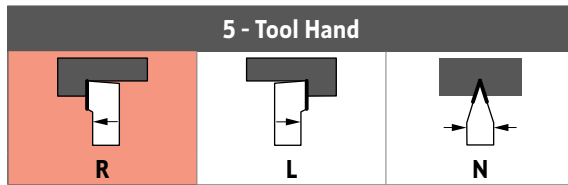
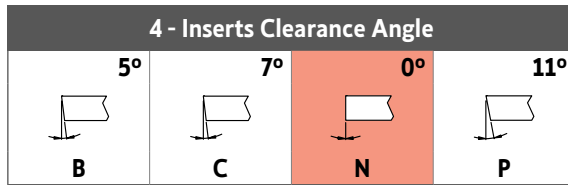
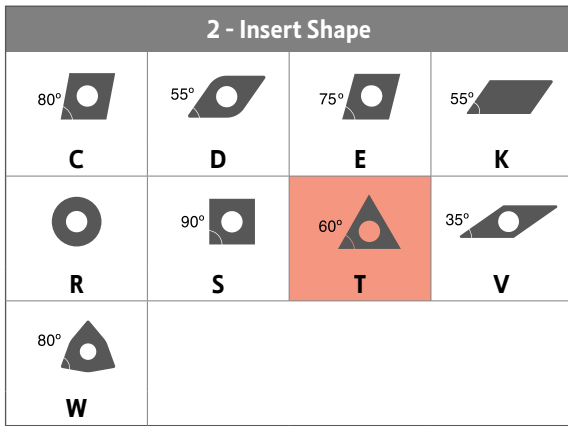
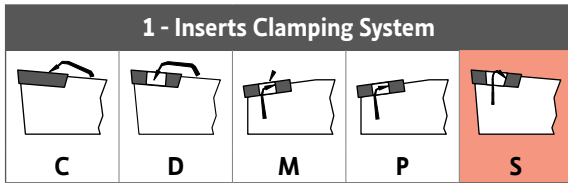
- > Laydown inserts
Pastilhas negativas de roscagem | Plaquetas negativas de roscado
- > Tangential inserts
Pastilhas tangenciais | Plaquetas tangenciais



EXTERNAL TOOLHOLDERS CODE KEY

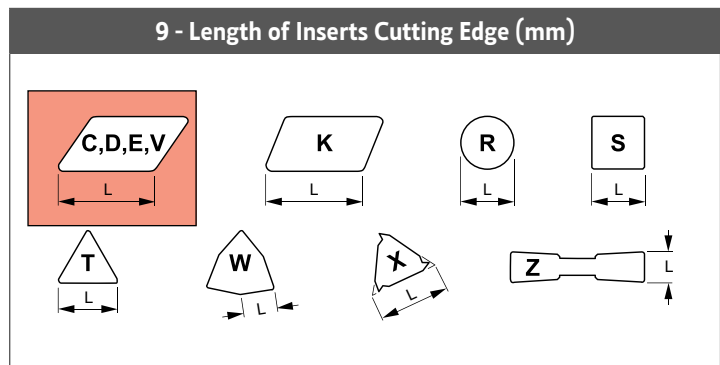
Chave de codificação para suporte externos | Llave de codificación para roscado exterior

S	T	C	N	R	25	25	M	16
1	2	3	4	5	6	7	8	9

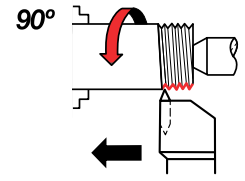
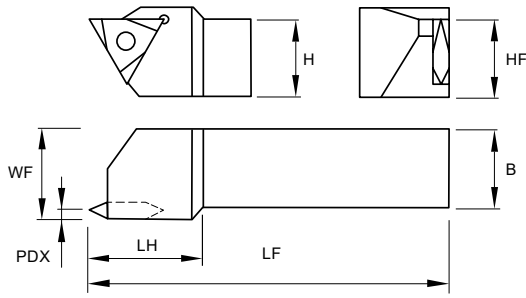


8 - Length of Holder (mm)

	D	60	P	170
	E	70	R	200
	F	80	S	250
	H	100	T	300
	K	125	U	350
	L	140	V	400
	M	150	X	Special



STCN 90°



External Left

Order Code Código	Reference Referência Referencia	Insert Geometry	Dimensions Dimensões Dimensiones (mm)						Stock
			H = HF	B	WF	LF	LH	PDX	
182013200	STCNL 1212 F16	TNMC/TPMC 16..	12	12	16	80	25	1,59	☉
182013300	STCNL 1616 H16	TNMC/TPMC 16..	16	16	19	100	25	1,59	☉
182008900	STCNL 2020 K16	TNMC/TPMC 16..	20	20	22	125	28	1,59	☉
182013800	STCNL 2020 K22	TNMC/TPMC 22..	20	20	22	125	34	2,38	☉
182009100	STCNL 2525 M16	TNMC/TPMC 16..	25	25	32	150	34	1,59	☉
182004700	STCNL 2525 M22	TNMC/TPMC 22..	25	25	32	150	34	2,38	☉
182014000	STCNL 3225 P22	TNMC/TPMC 22..	32	25	32	170	34	2,38	☉
182013600	STCNL 3232 P16	TNMC/TPMC 16..	32	32	38	170	34	1,59	☉
182014200	STCNL 3232 P22	TNMC/TPMC 22..	32	32	38	170	34	2,38	☉

☉ Stock item | Produto de stock | Itens de stock

○ Available under request | Disponível sobre consulta | Disponible bajo consulta

External Right

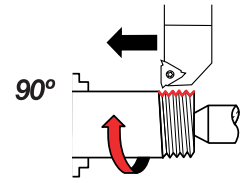
Order Code Código	Reference Referência Referencia	Insert Geometry	Dimensions Dimensões Dimensiones (mm)						Stock
			H = HF	B	WF	LF	LH	PDX	
182010200	STCNR 1212 F16	TNMC/TPMC 16..	12	12	16	80	25	1,59	☉
182010300	STCNR 1616 H16	TNMC/TPMC 16..	16	16	19	100	25	1,59	☉
182008800	STCNR 2020 K16	TNMC/TPMC 16..	20	20	22	125	28	1,59	☉
182013700	STCNR 2020 K22	TNMC/TPMC 22..	20	20	22	125	34	2,38	☉
182009000	STCNR 2525 M16	TNMC/TPMC 16..	25	25	32	150	34	1,59	☉
182004600	STCNR 2525 M22	TNMC/TPMC 22..	25	25	32	150	34	2,38	☉
182013900	STCNR 3225 P22	TNMC/TPMC 22..	32	25	32	170	34	2,38	☉
182013500	STCNR 3232 P16	TNMC/TPMC 16..	32	32	38	170	34	1,59	☉
182014100	STCNR 3232 P22	TNMC/TPMC 22..	32	32	38	170	34	2,38	☉

☉ Stock item | Produto de stock | Itens de stock

○ Available under request | Disponível sobre consulta | Disponible bajo consulta

SPARE PARTS Complementos | Repuestos

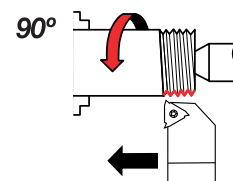
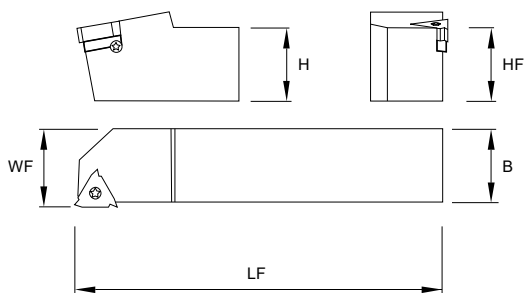
Cutter Reference	Insert Screw	Clamp	Clamp Screw	Clamp Wrench	Wrench
STCNR/L 1212 F16	P0351375	-	-	-	SS20
STCNR/L 1616 H16	P0351375	-	-	-	SS20
STCNR/L 2020 K16	P0351375	GR05000	D0501591	SS30	SS20
STCNR/L 2020 K22	P0501975	GR05000	D0501591	SS30	SS25
STCNR/L 2525 M16	P0351375	GR05000	D0501591	SS30	SS20
STCNR/L 2525 M22	P0501975	GR05000	D0501591	SS30	SS25
STCNR/L 3225 P22	P0501975	GR05000	D0501591	SS30	SS25
STCNR/L 3232 P16	P0351375	GR05000	D0501591	SS30	SS20
STCNR/L 3232 P22	P0501975	GR05000	D0501591	SS30	SS25


External Left

Order Code Código	Reference Referência Referencia	Insert Geometry	Dimensions Dimensões Dimensiones (mm)				Anvil	Anvil Screw	Insert Screw	Torx Key	Stock
			HF = H	B	WF	LF					
182014600	SXAN L 0808 H11	11 EL	8	8	11	100	-	-	P0260700	XT08	○
182006900	SXAN L 1010 H11	11 EL	10	10	11	100	-	-	P0260700	XT08	⊗
182015600	SXAN L 1212 K11	11 EL	12	12	12	125	-	-	P0260700	XT08	○
182015700	SXAN L 1212 F16	16 EL	12	12	16	80	IA16	P5000790	P5401390	XT10	○
182011600	SXAN L 1616 H16	16 EL	16	16	16	100	IA16	P5000790	P5401390	XT10	○
182003700	SXAN L 2020 K16	16 EL	20	20	20	125	IA16	P5000790	P5401390	XT10	⊗
182003100	SXAN L 2525 M16	16 EL	25	25	25	150	IA16	P5000790	P5401390	XT10	⊗
182011700	SXAN L 3232 P16	16 EL	32	32	32	170	IA16	P5000790	P5401390	XT10	○
182005100	SXAN L 2525 M22	22 EL	25	25	25	150	IA22	P8000990	P8001590	XT20	⊗
182005300	SXAN L 3232 P22	22 EL	32	32	32	170	IA22	P8000990	P8001590	XT20	⊗
182015800	SXAN L 4040 R22	22 EL	40	40	40	200	IA22	P8000990	P8001590	XT20	○
182014700	SXAN L 2525 M27	27 EL	25	25	32	150	IA27	P0500990	P0502200	XT25	○
182014800	SXAN L 3232 P27	27 EL	32	32	32	170	IA27	P0500990	P0502200	XT25	○
182015900	SXAN L 4040 R27	27 EL	40	40	40	200	IA27	P0500990	P0502200	XT25	○

⊗ Stock item | Produto de stock | Itens de stock

○ Available under request | Disponível sobre consulta | Disponible bajo consulta


External Right

Order Code Código	Reference Referência Referencia	Insert Geometry	Dimensions Dimensões Dimensiones (mm)				Anvil	Anvil Screw	Insert Screw	Torx Key	Stock
			HF = H	B	WF	LF					
182014900	SXAN R 0808 H11	11 ER	8	8	10	100	-	-	P0260700	XT08	○
182007000	SXAN R 1010 H11	11 ER	10	10	10	100	-	-	P0260700	XT08	⊗
182016000	SXAN R 1212 K11	11 ER	12	12	12	125	-	-	P0260700	XT08	○
182003200	SXAN R 1212 F16	16 ER	12	12	16	80	EA16	P5000790	P5401390	XT10	⊗
182003300	SXAN R 1616 H16	16 ER	16	16	16	100	EA16	P5000790	P5401390	XT10	⊗
182004800	SXAN R 2020 K16	16 ER	20	20	20	125	EA16	P5000790	P5401390	XT10	⊗
182004900	SXAN R 2525 M16	16 ER	25	25	25	150	EA16	P5000790	P5401390	XT10	⊗
182005400	SXAN R 3232 P16	16 ER	32	32	32	170	EA16	P5000790	P5401390	XT10	⊗
182003400	SXAN R 2525 M22	22 ER	25	25	25	150	EA22	P8000990	P8001590	XT20	⊗
182005200	SXAN R 3232 P22	22 ER	32	32	32	170	EA22	P8000990	P8001590	XT20	⊗
182016100	SXAN R 4040 R22	22 ER	40	40	40	200	EA22	P8000990	P8001590	XT20	○
182015000	SXAN R 2525 M27	27 ER	25	25	32	150	EA27	P0500990	P0502200	XT25	○
182015100	SXAN R 3232 P27	27 ER	32	32	32	170	EA27	P0500990	P0502200	XT25	○
182016200	SXAN R 4040 R27	27 ER	40	40	40	200	EA27	P0500990	P0502200	XT25	○

⊗ Stock item | Produto de stock | Itens de stock

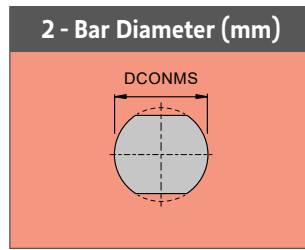
○ Available under request | Disponível sobre consulta | Disponible bajo consulta

INTERNAL TOOLHOLDERS CODE KEY

Chave de codificação para suporte internos | Llave de codificación para herramienta interior

S	32	U	S	T	G	N	R	16
1	2	3	4	5	6	7	8	9

1 - Bar Type	
S	Steel shank



3 - Bar Length (mm)			
H	100	T	300
J	110	U	350
K	125	V	400
L	140	W	450
M	150	Y	500
Q	180	X	Special
R	200		
S	250		

4 - Inserts Clamping System			
C	M	P	S

5 - Insert Shape			
C	D	E	K
S	T	V	W
X			

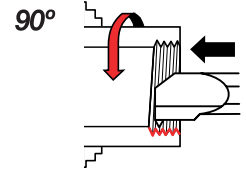
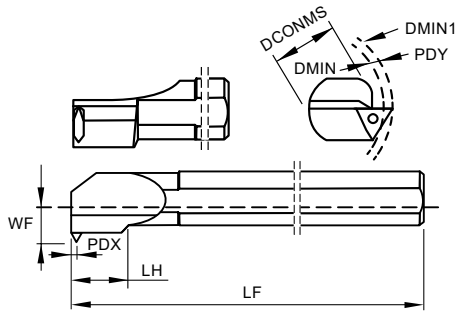
6 - Bar Leading Angle		
F	K	L
Q	U	U-BT
G		

7 - Inserts Clearance Angle			
B	C	N	P

8 - Bar Hand		
L	R	N

9 - Length of Inserts Cutting Edge (mm)				
C,D,E,V	K	S	T	W

STGN 90°



Internal Left

Order Code Código	Reference Referência Referencia	Insert	Dimensions Dimensões Dimensiones (mm)								Stock
			DCONMS	LF	LH	WF	DMIN1	DMIN	PDY	PDX	
182010400	S32U STGN L 16	TNMC 1603..	32	350	19	21,0	50,4	45	2,7	1,59	☉
182010600	S40V STGN L 16	TNMC 1603..	40	400	19	25,0	60,4	55	2,7	1,59	☉
182010700	S32U STGN L 22	TNMC 2204..	32	350	28	21,0	50,4	45	4,1	2,38	☉
182010900	S40V STGN L 22	TNMC 2204..	40	400	28	25,0	60,4	55	4,1	2,38	☉
182011100	S50W STGN L 22	TNMC 2204..	50	450	28	36,5	78,2	70	4,1	2,38	☉

☉ Stock item | Produto de stock | Itens de stock ○ Available under request | Disponível sobre consulta | Disponible bajo consulta

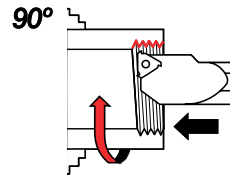
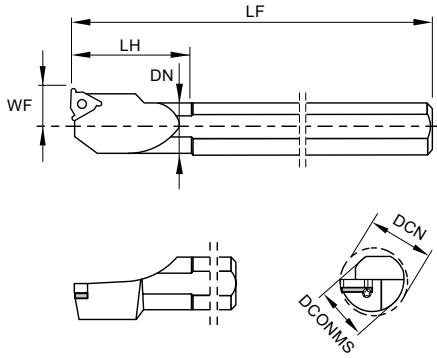
Internal Right

Order Code Código	Reference Referência Referencia	Insert	Dimensions Dimensões Dimensiones (mm)								Stock
			DCONMS	LF	LH	WF	DMIN1	DMIN	PDY	PDX	
182010000	S32U STGN R 16	TNMC 1603..	32	350	19	21,0	50,4	45	2,7	1,59	☉
182010500	S40V STGN R 16	TNMC 1603..	40	400	19	25,0	60,4	55	2,7	1,59	☉
182005000	S32U STGN R 22	TNMC 2204..	32	350	28	21,0	50,4	45	4,1	2,38	☉
182010800	S40V STGN R 22	TNMC 2204..	40	400	28	25,0	60,4	55	4,1	2,38	☉
182011000	S50W STGN R 22	TNMC 2204..	50	450	28	36,5	78,2	70	4,1	2,38	☉

☉ Stock item | Produto de stock | Itens de stock ○ Available under request | Disponível sobre consulta | Disponible bajo consulta

SPARE PARTS Complementos | Repuestos

Cutter Reference	Insert Screw	Clamp	Clamp Screw	Clamp Wrench	Wrench
S32U STGN R/L 16	P0351375	GR05000	D0501591	SS30	SS20
S32U STGN R/L 22	P0501975	GR05000	D0501591	SS30	SS25
S40V STGN R/L 16	P0351375	GR05000	D0501591	SS30	SS20
S40V STGN R/L 22	P0501975	GR05000	D0501591	SS30	SS25
S50W STGN R/L 22	P0501975	GR05000	D0501591	SS30	SS25



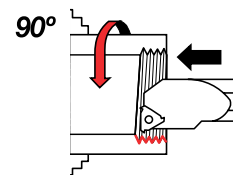
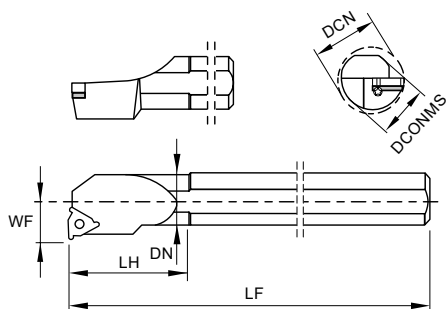
Internal Left

Order Code Código	Reference Referência Referencia	Insert Type	Dimensions Dimensões Dimensiones (mm)						Anvil	Anvil Screw	Insert Screw	Torx Key	Stock
			DCONMS	DN	DCN	LF	LH	WF					
182006500	S12H SXFN L 06	06 IL	12	5,1	6	100	12	4,3	-	-	P0200400	XT06	⊗
182006600	S16K SXFN L 08	08 IL	16	6,6	7,8	125	18	5,3	-	-	P0200600	XT06	⊗
182006100	S10H SXFN L 11	11 IL	10	10	12	100	-	7,4	-	-	P0260700	XT08	⊗
182014300	S10K SXFN L 11	11 IL	16	10	12	125	25	7,4	-	-	P0260700	XT08	○
182016300	S13L SXFN L 11	11 IL	16	13	15	140	32	8,9	-	-	P0260700	XT08	○
182006300	S13M SXFN L 16	16 IL	16	13	16	150	32	10,2	-	-	P5401391	XT10	○
182006000	S16P SXFN L 16	16 IL	20	16	19	170	40	11,7	-	-	P5401391	XT10	⊗
182002600	S20P SXFN L 16	16 IL	20	20	24	170	-	13,7	EA16	P5000790	P5401390	XT10	⊗
182005500	S25R SXFN L 16	16 IL	25	25	29	200	-	16,2	EA16	P5000790	P5401390	XT10	⊗
182012500	S32S SXFN L 16	16 IL	32	32	36	250	-	19,7	EA16	P5000790	P5401390	XT10	○
182012700	S40T SXFN L 16	16 IL	40	40	44	300	-	23,7	EA16	P5000790	P5401390	XT10	○
182006400	S20P SXFN L 22	22 IL	20	20	24	170	-	15,6	-	-	P8001591	XT20	⊗
182005700	S25R SXFN L 22	22 IL	25	25	29	200	-	18,1	EA22	P8000990	P8001590	XT20	⊗
182005900	S32S SXFN L 22	22 IL	32	32	38	250	-	21,6	EA22	P8000990	P8001590	XT20	⊗
182013100	S40T SXFN L 22	22 IL	40	40	46	300	-	25,6	EA22	P8000990	P8001590	XT20	○
182006700	S32S SXFN L 27	27 IL	32	32	40	250	-	22,6	EA27	P0500990	P0502200	XT25	⊗
182014400	S40T SXFN L 27	27 IL	40	40	48	300	-	26,6	EA27	P0500990	P0502200	XT25	○

⊗ Stock item | Produto de stock
Itens de stock

○ Available under request | Disponível sobre consulta
Disponível bajo consulta

Note: All the toolholders SXFN are made with 1.5° helix angle. | Todos os ferros de torno são fornecidos com um ângulo de hélice de 1,5° | Todos los soportes se hacen con un ángulo de hélice de 1,5°.

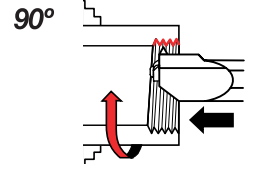
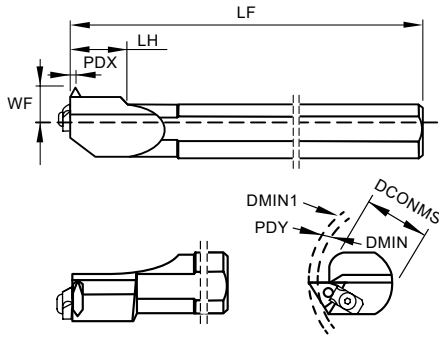

Internal Right

Order Code Código	Reference Referência Referencia	Insert Type	Dimensions Dimensões Dimensiones (mm)						Anvil	Anvil Screw	Insert Screw	Torx Key	Stock
			DCONMS	DN	DCN	LF	LH	WF					
182002200	S12H SXFN R 06	06 IR	12	5	6	100	12	4,3	-	-	P0200400	XT06	☼
182002400	S16K SXFN R 08	08 IR	16	6,5	7,8	125	17	5,3	-	-	P0200600	XT06	☼
182002100	S10H SXFN R 11	11 IR	10	10	12	100	-	7,4	-	-	P0260700	XT08	☼
182006200	S10K SXFN R 11	11 IR	16	10	12	125	25	7,4	-	-	P0260700	XT08	○
182016400	S13L SXFN R 11	11 IR	16	13	15	140	32	8,9	-	-	P0260700	XT08	○
182002300	S13M SXFN R 16	16 IR	16	13	16	150	32	10,2	-	-	P5401391	XT10	○
182002500	S16P SXFN R 16	16 IR	20	16	19	170	40	11,7	-	-	P5401391	XT10	☼
182002700	S20P SXFN R 16	16 IR	20	20	24	170	-	13,7	IA16	P5000790	P5401390	XT10	☼
182002900	S25R SXFN R 16	16 IR	25	25	29	200	-	16,2	IA16	P5000790	P5401390	XT10	☼
182005600	S32S SXFN R 16	16 IR	32	32	36	250	-	19,7	IA16	P5000790	P5401390	XT10	○
182012600	S40T SXFN R 16	16 IR	40	40	44	300	-	23,7	IA16	P5000790	P5401390	XT10	○
182002800	S20P SXFN R 22	22 IR	20	20	24	170	-	15,6	-	-	P8001591	XT20	☼
182003000	S25R SXFN R 22	22 IR	25	25	29	200	-	18,1	IA22	P8000990	P8001590	XT20	☼
182005800	S32S SXFN R 22	22 IR	32	32	38	250	-	21,6	IA22	P8000990	P8001590	XT20	☼
182013000	S40T SXFN R 22	22 IR	40	40	46	300	-	25,6	IA22	P8000990	P8001590	XT20	○
182006800	S32S SXFN R 27	27 IR	32	32	40	250	-	22,6	IA27	P0500990	P0502200	XT25	☼
182014500	S40T SXFN R 27	27 IR	40	40	48	300	-	26,6	IA27	P0500990	P0502200	XT25	○

☼ Stock item | Produto de stock
Itens de stock

○ Available under request | Disponível sobre consulta
Disponível bajo consulta

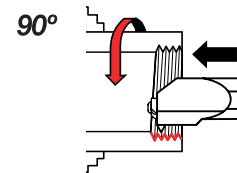
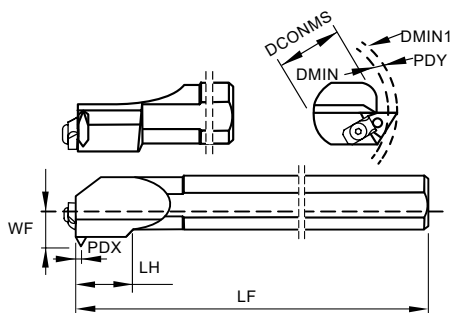
Note: All the toolholders SXFN are made with 1.5° helix angle. | Todos os ferros de torno são fornecidos com um ângulo de hélice de 1,5° | Todos los soportes se hacen con un ángulo de hélice de 1,5°.



Internal Left

Order Code Código	Reference Referência Referencia	Insert	Dimensions Dimensões Dimensiones (mm)								Stock
			DCONMS	LF	LH	WF	DMIN1	DMIN	PDY	PDX	
182009300	S25T STGP L 16	TPMC 1603..	25	300	19	17,5	50,4	45	2,7	1,59	☉
182009500	S32U STGP L 16	TPMC 1603..	32	350	19	20,5	50,4	45	2,7	1,59	☉
182009700	S40V STGP L 22	TPMC 2204..	40	400	28	25,0	78,2	70	4,1	2,38	☉
182011300	S50W STGP L 22	TPMC 2204..	50	450	28	36,5	78,2	70	4,1	2,38	☉

☉ Stock item | Produto de stock | Itens de stock ○ Available under request | Disponível sobre consulta | Disponible bajo consulta


Internal Right

Order Code Código	Reference Referência Referencia	Insert	Dimensions Dimensões Dimensiones (mm)								Stock
			DCONMS	LF	LH	WF	DMIN1	DMIN	PDY	PDX	
182009200	S25T STGP R 16	TPMC 1603..	25	300	19	17,5	50,4	45	2,7	1,59	☉
182009400	S32U STGP R 16	TPMC 1603..	32	350	19	20,5	50,4	45	2,7	1,59	☉
182009600	S40V STGP R 22	TPMC 2204..	40	400	28	25,0	78,2	70	4,1	2,38	☉
182011200	S50W STGP R 22	TPMC 2204..	50	450	28	36,5	78,2	70	4,1	2,38	☉

☉ Stock item | Produto de stock | Itens de stock

○ Available under request | Disponível sobre consulta | Disponible bajo consulta

SPARE PARTS Complementos | Repuestos

Cutter Reference	Insert Screw	Clamp	Clamp Screw	Clamp Wrench	Wrench
S25T STGP R/L 16	P0351375	GR05000	D0501591	SS30	SS20
S32U STGP R/L 16	P0351375	GR05000	D0501591	SS30	SS20
S40V STGP R/L 22	P0501975	GR05000	D0501591	SS30	SS25
S50W STGP R/L 22	P0501975	GR05000	D0501591	SS30	SS25

SPARE PARTS





Screws

Order Code Código	Reference Referência Referencia	Stock
290025900	P0200600	○
290033100	P0250503	⊗
290044800	P0260700	⊗
290009100	P0300800	⊗
290027000	P0351000	⊗
290027200	P0351375	⊗
290031100	P0401400	⊗
290027500	P0500990	○
290027800	P0501975	⊗
290055000	P0502200	○
290045100	P5000790	⊗
290044600	P5401390	⊗
290044900	P5401391	⊗
290045200	P8000990	⊗
290044700	P8001590	⊗
290045000	P8001591	⊗
290097000	D0501591	○

⊗ Stock item | Produto de stock | Itens de stock

○ Available under request | Disponível sobre consulta | Disponible bajo consulta



Clamp

Order Code Código	Reference Referência Referencia	Stock
290096900	GR05000	○

⊗ Stock item | Produto de stock | Itens de stock

○ Available under request | Disponível sobre consulta | Disponible bajo consulta



Keys

Order Code Código	Reference Referência Referencia	Stock
290011400	XT06	⊗
290011700	XT08	⊗
290013100	XT10	⊗
290013200	XT20	⊗
290017400	XT25	⊗
290020300	SS20	○
290019800	SS25	○

⊗ Stock item | Produto de stock | Itens de stock

○ Available under request | Disponível sobre consulta | Disponible bajo consulta

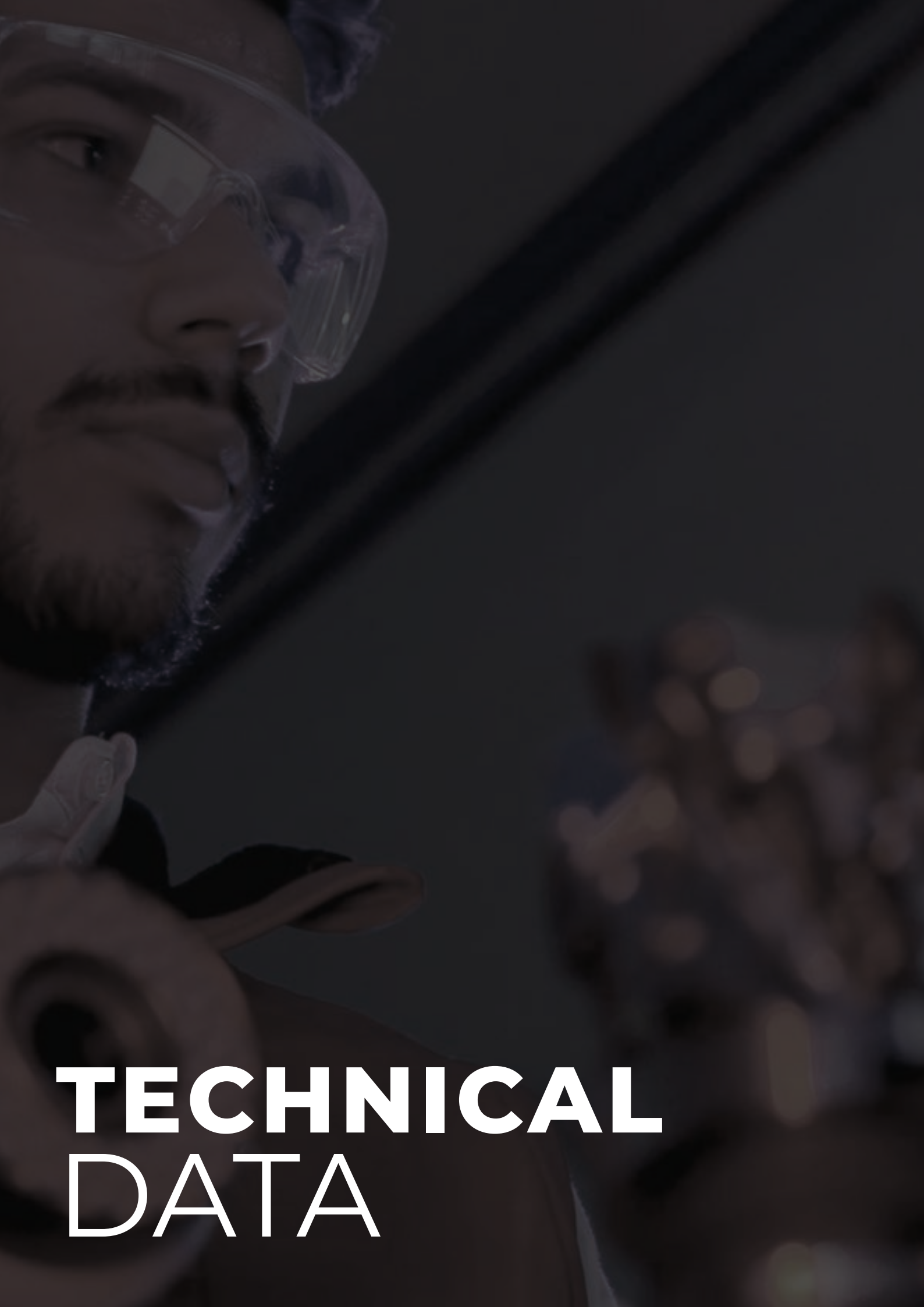


Anvils

Order Code Código	Reference Referência Referencia	Stock
116026918	EA16 +0.5	⊗
116030418	EA16 +2.5	⊗
116027118	EA16 +3.5	⊗
116027218	EA16 +4.5	⊗
116030618	EA16 0.0	○
116026718	EA16 -0.5	⊗
116026818	EA16 -1.5	⊗
116021918	EA16	⊗
116027518	EA22 +0.5	⊗
116027618	EA22 +2.5	⊗
116027718	EA22 +3.5	⊗
116027818	EA22 +4.5	⊗
116030718	EA22 0.0	○
116027318	EA22 -0.5	⊗
116027418	EA22 -1.5	⊗
116023318	EA22	⊗
116028118	EA27 +0.5	⊗
116028218	EA27 +2.5	⊗
116028318	EA27 +3.5	⊗
116028418	EA27 +4.5	⊗
116030818	EA27 0.0	○
116027918	EA27 -0.5	⊗
116028018	EA27 -1.5	⊗
116023418	EA27	⊗
116028718	IA16 +0.5	⊗
116028818	IA16 +2.5	⊗
116028918	IA16 +3.5	⊗
116029018	IA16 +4.5	⊗
116030918	IA16 0.0	⊗
116028518	IA16 -0.5	⊗
116028618	IA16 -1.5	⊗
116023518	IA16	⊗
116029318	IA22 +0.5	⊗
116029418	IA22 +2.5	⊗
116029518	IA22 +3.5	⊗
116029618	IA22 +4.5	⊗
116031018	IA22 0.0	○
116029118	IA22 -0.5	⊗
116029218	IA22 -1.5	⊗
116023618	IA22	⊗
116029918	IA27 +0.5	⊗
116030018	IA27 +2.5	⊗
116030118	IA27 +3.5	⊗
116030218	IA27 +4.5	⊗
116031118	IA27 0.0	○
116029718	IA27 -0.5	⊗
116029818	IA27 -1.5	⊗
116023718	IA27	⊗

⊗ Stock item | Produto de stock | Itens de stock

○ Available under request | Disponível sobre consulta | Disponible bajo consulta



TECHNICAL DATA

THREADING GRADES

Graus de roscagem | Calidades para roscado

	1	5	10	15	20	25	30	35	40	45	50		
P STEEL				PH7(6) 920									PVD
M STAINLESS STEEL				PH7(6) 920									PVD
K CAST IRON				PH7(6) 920									PVD
N ALUMINIUM & NON FERROUS			PH7(6) 920										PVD
S HEAT RESISTANT / TITANIUM ALLOYS				PH7(6) 920									PVD

GRADES DESCRIPTION

Descrição de graus | Descripción de calidades

PH7920

PH6920

P10-P35

M10-M25

K10-K30

N05-N15

S10-S30

Multi purpose PVD coated grade with good balance between wear resistance and toughness.

RECOMMENDED GRADES AND CUTTING SPEEDS (M/MIN)

Graus recomendados e velocidades de corte (m/min) | Calidades recomendadas y velocidades de corte (m/min)

ISO	Material	Hardness HB	Coated
			PH7(6)920
P	Unalloyed steel	130	120-200
	Low-alloyed steel	200	110-180
	High-alloy steel	240	100-170
	Steel castings	270	70-120
	Heat Treated steel	400	50-90
M	300 Stainless steel: (303,304,316)	200	70-140
	400 Stainless steel: (420,440)	240	80-120
	17-4 PH, 15-5 PH, 13-8MO PH	400	50-110
K	Grey cast iron	190	70-150
	Nodular cast iron	180	100-140
	Malleable cast iron	240	90-150
N	Wrought aluminium: (2024, 6061, 7075...)	80	100-400
	Cast aluminium:	90	150-400
	Copper & Copper: Brass, Bronze, Copper Silicon	100	80-180
	Non metallic: Rubber, Polypropylene, Thermoplastics (PVC), Thermoplastics Plastics (Fiberglass), Polyamides		200-500
S	Titanium:		
	Pure titanium: 99,0Ti		100-150
	Alpha alloys: Ti5A12.5Sn		40-60
	Beta alloys: Ti 13V11Cr3A1		30-50
	Alpha - beta alloys: Ti 6A14V		30-50
	Cobalt base alloys: Stellite		20-40
	Nikel base alloys: Inconel, Hastelloy, Waspalloy, Kovar		20-40
High temperature alloys: Iron based: Incoloy		30-60	
H	Hardened steel	56 HRc	-
	Hardened cast iron	50 HRc	-

LOOKING FOR MORE TROUBLESHOOTING?



Check the qrcode for more information

WORKPIECE MATERIALS - PALBIT SELECTION MATERIALS, PSM

Material da peça - seleção de materiais Palbit, PSM | Material de la pieza - selección materiales Palbit, PSM

STEEL, FERRITIC AND MARTENSITIC STAINLESS STEEL

ISO	PSM	Material Example	Description	$R_m(N/mm^2)$	$kcX(N/mm^2)$	m_c
P	1	Ck50	Structural steels; ordinary carbon steels with low to medium carbon content (<0,5%C); soft carbon steel; free cutting steel.	<500	1500	0.25
	2	42CrMnNiMo 4	Normal tool steels; harder steels for toughening; Martensitic stainless steels; Carbon steels with high carbon content (>0,5%C); Ferritic and martensitic stainless steels.	550<900	1900	0.24
	3	X40CrMoV51	Normal tool steels; Harder steels for toughening; Martensitic stainless steels; Difficult tool steels; High-alloy steels with high hardness; Martensitic stainless steels.	900<1200	2000	0.24

EASY-CUTTING, AUSTENITIC AND DUPLEX STAINLESS STEEL

ISO	PSM	Material Example	Description	$R_m(N/mm^2)$	$kcX(N/mm^2)$	m_c
M	4	X8CrNiS189	Easy-cutting stainless steels; Free-cutting stainless steels; Calcium-treated stainless steels.		1750	0.22
	5	X2CrNiMo17122	Moderately to difficult stainless steels: Austenitic and duplex.		2050	0.20
	6	X2CrNiMoN2253	Very difficult stainless steels: Austenitic and duplex.		2150	0.20

CAST IRON

ISO	PSM	Material Example	Description	$R_m(N/mm^2)$	$kcX(N/mm^2)$	m_c
K	7	GJL-150	Medium / hard cast iron; Grey cast iron.		1150	0.22
	8	GJL-250	Low-alloy cast iron; Malleable cast iron; Nodular cast iron.		1225	0.25
	9	GJL-350	Difficult high-alloy cast iron; Difficult malleable cast iron; Nodular cast iron		1470	0.30

ALUMINIUM AND NON-FERROUSES

ISO	PSM	Material Example	Description	$R_m(N/mm^2)$	$kcX(N/mm^2)$	m_c
N	10	AW7075 AISI12 CuZn37	Aluminium alloys: Low Si Aluminium alloys: High Si Copper alloys			

HEAT RESISTANT SUPER ALLOYS

ISO	PSM	Material Example	Description	$R_m(N/mm^2)$	$kcX(N/mm^2)$	m_c
S	11	Inconel 718	Ni-based super-alloys Titanium alloys		3300 1450	0.24 0.23

Please note that the R_m value is only for selection of the material group and when the material has been heat treatment or other methods that increase the strength of the material.

LOOKING FOR GENERAL DATA?



Check the qrcode for more information

